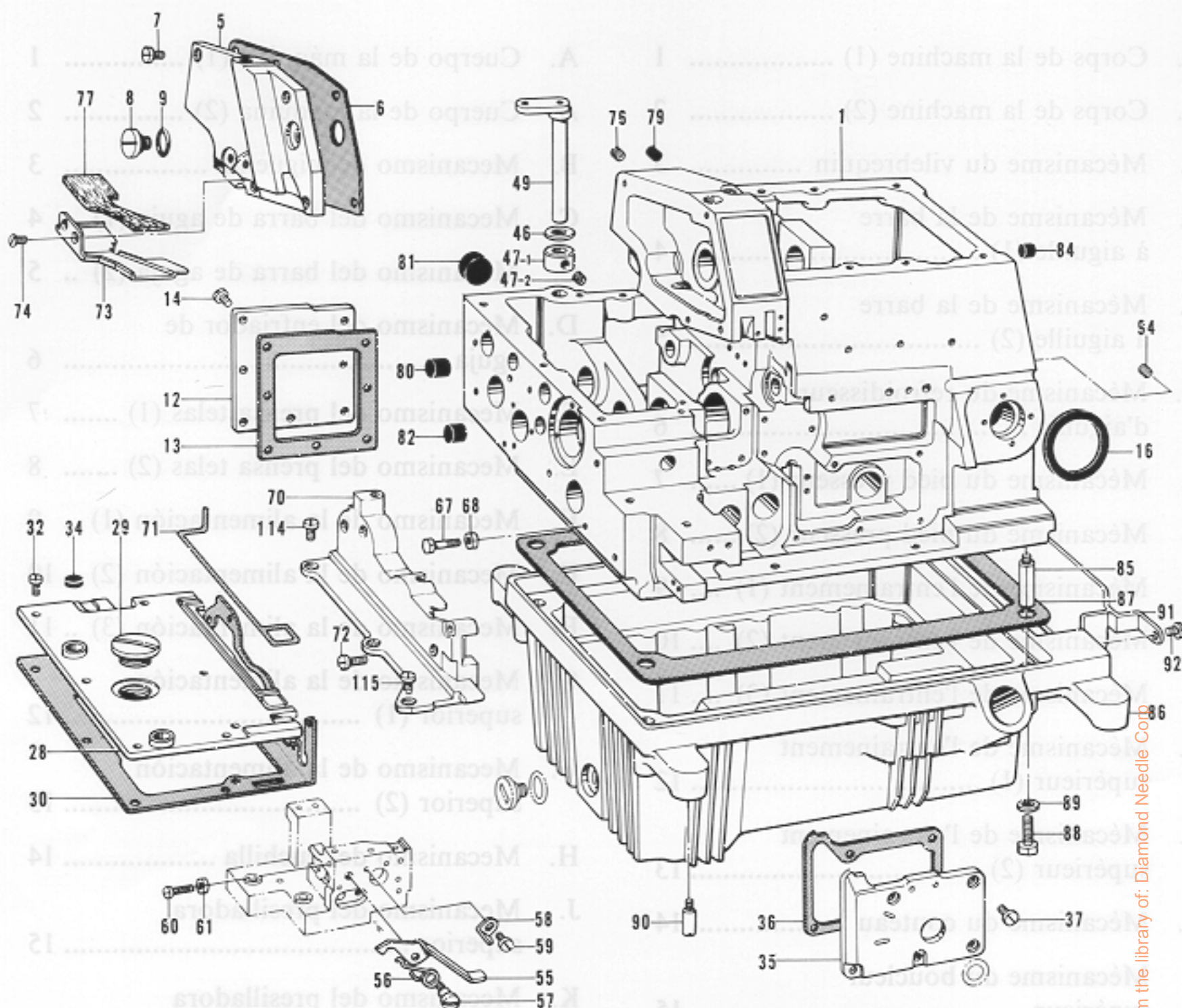


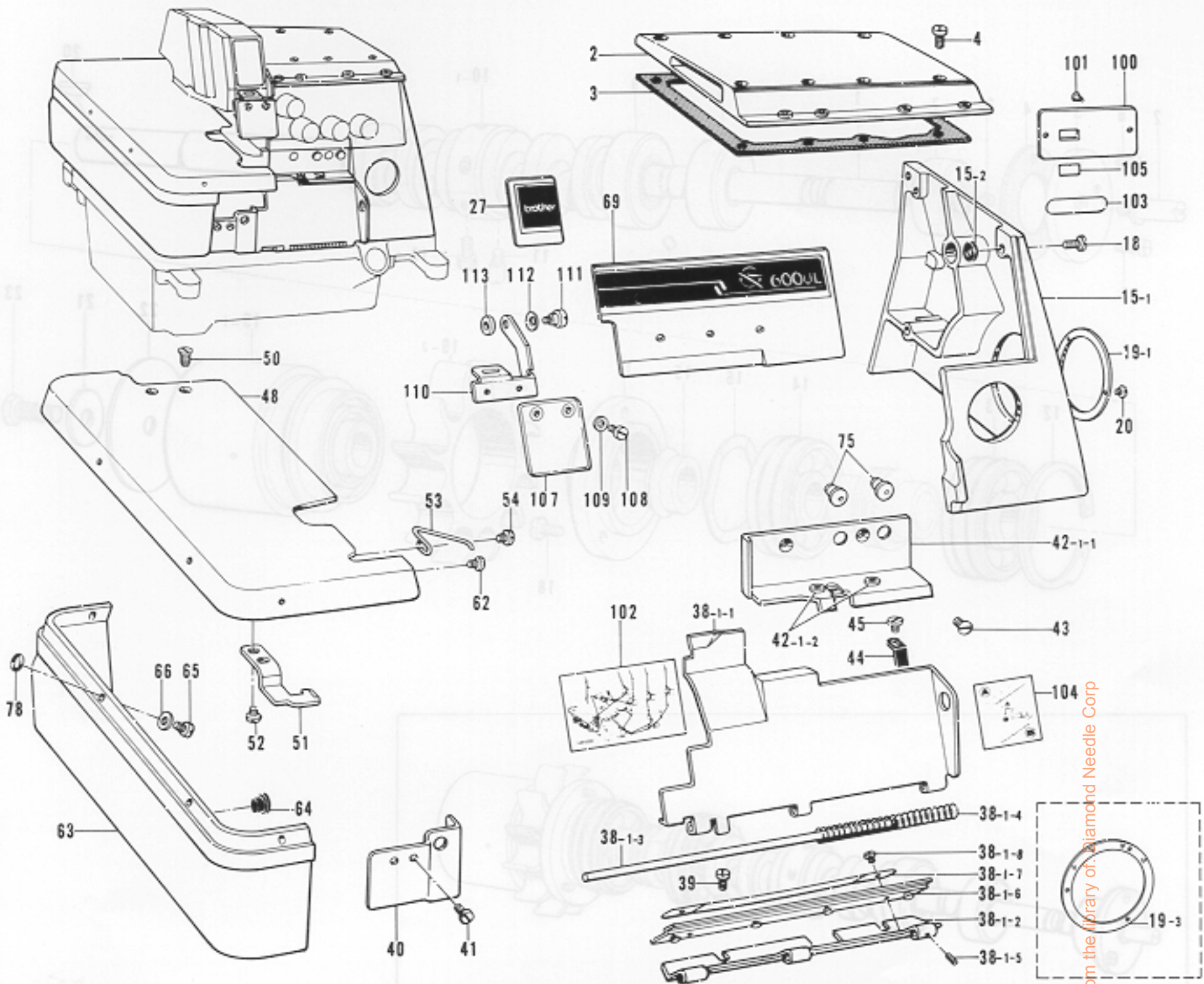
A. Machine body (1) / Maschinengehäuse (1)  
 Corps de la machine (1) / Cuerpo de la máquina (1)



From the library of: Diamond Needle Corp

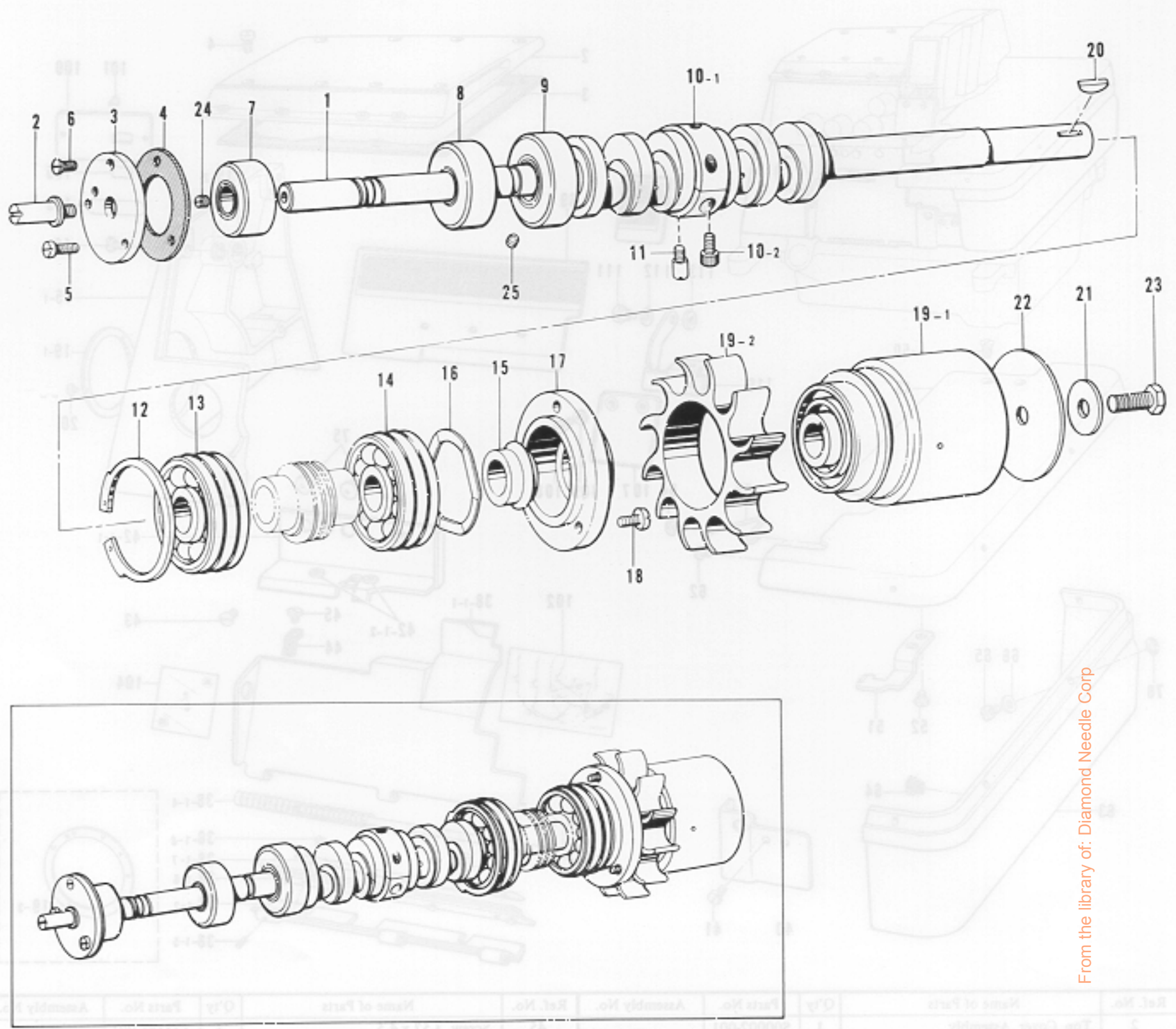
Ref. No.	Name of Parts	Q'ty	Parts No.	Assembly No.	Ref. No.	Name of Parts	Q'ty	Parts No.	Assembly No.
1	Machine Body	1			60	Screw 3.57 x 14	1	009671-412	
5	Cover for Needle Driving Mechanism	1	S00092-001		61	Nut 3.57	1	021670-202	
6	Packing	1	S00007-000		67	Bolt 4.37	2	154835-001	
7	Screw 4.37 x 7	6	009680-712		68	Nut 4.37	2	105234-003	
8	Screw 9.52	1	S00008-001		70	Upper Feed Cover	1	S00105-	
9	"O" Ring	1	109203-001		71	Packing	1	S00333-000	
12	Cover for Feed Mechanism	1	S00093-001		72	Screw 3.57 x 18	4	009671-812	
13	Packing	1	S00094-000		73	Cloth Guide (S)	1	S00108-001	
14	Screw 4.37	7	107407-003		74	Screw 3.57	2	108960-002	
16	Rubber	1	S00010-000		76	Screw 5.95	2	013760-612	
28	Cover for Feed Mechanism	1	S00099-100		77	Felt	1	S00146-000	
29	Oil Cap	1	S00016-001		79	Oil Cap	1	142274-001	
30	Packing	1	S00334-000		80	Oil Cap	1	146315-000	
32	Screw 4.37 x 7	4	009680-712		81	Oil Cap	1	140066-001	
34	Oil Cap	2	143766-001		82	Oil Cap	1	140361-001	
35	Inside Cover	1	154819-000		84	Oil Cap	1	146315-000	
36	Packing	1	154820-000		85	Machine Body Leg	4	148085-001	
37	Screw 3.57 x 8	5	009670-812		86	Oil Reservoir	1	S00019-001	
46	Washer	1	141183-000		87	Packing	1	S00021-000	
47- 1	Set Collar	1		A-47 Set Collar with Screw 181969-003	88	Bolt 6.35 x 16	4	017771-612	
47- 2	Screw 6.35	2	101706-001		89	Washer	4	159476-000	
49	Cloth Plate Lever Shaft	1	S00017-001		90	Set Pin for Cushion	4	140077-001	
55	Cloth Plate Lever	1	154833-001		91	Wind Guide Plate	1	S00022-001	
56	Spring	1	146452-001		92	Screw 4.37 x 6	2	009680-612	
57	Screw 3.57	1	146453-001		94	Screw 6.35	2	014780-622	
58	Cloth Plate Lever Stopper	1	146454-001		114	Screw 4.37 x 10	2	007681-012	
59	Screw 3.57 x 6	1	009670-612		115	Screw 3.57 x 10	1	009671-012	

A. Machine body (2) / Maschinengehäuse (2)  
 Corps de la machine (2) / Cuerpo de la máquina (2)



Ref. No.	Name of Parts	Q'ty	Parts No.	Assembly No.	Ref. No.	Name of Parts	Q'ty	Parts No.	Assembly No.
2	Top Cover Assembly	1	S00002-001		45	Screw 3.57 x 4.5	1	123185-001	
3	Packing	1	S00004-000		48	Cloth Plate	1	S00101-001	
4	Screw 4.37 x 12	8	009681-212		50	Screw 4.37	2	100032-003	
15- 1	Belt Cover	1		A-15 Belt Cover Assembly S00284-001	51	Stopper for Cloth Plate	1	154832-001	
15- 2	Washer	4	155520-000		52	Screw 3.57 x 5	2	001670-512	
18	Screw 4.37 x 10	4	009681-012		53	Spring	1	146450-001	
19- 1	Stitch Length Control Plate	1	S00095-001		54	Screw 3.57 x 5	1	001670-512	
19- 3	Stitch Length Control Plate	1	S01096-001		62	Screw 3.57 x 5	1	007670-513	
20	Screw 2.38	3	105288-001		63	Cloth Plate Lower	1	S00103-001	
27	Name Plate	1	S00098-001		64	Oil Cap	2	104450-001	
38- 1	Front Cover	1		A-38 Belt Cover Assembly 154861-001	65	Screw 3.57 x 7	4	001670-712	
38- 2	Front Cover Hinge	1	154854-001		66	Washer	4	105161-003	
38- 3	Front Cover Hinge Pin	1	154855-000		69	Emblem Plate	1	S00104-001	
38- 4	Spring	1	146442-001		75	Oil Cap	2	143196-001	
38- 5	Pin 1.4 x 6	1	047140-642		78	Packing	4	118770-001	
38- 6	Hinge Cover	1	154855-000		100	Model Plate	1		
38- 7	Hinge Cover Presser Plate	1	152194-001		101	Pin	2		
38- 8	Screw 3.57 x 4	2	009670-412		102	Threading Diagram	1	154850-001	
39	Screw 4.37 x 5	2	009680-512		103	Parts Book Number Plate	1		
40	Front Cover Guide	1	154822-001		104	Looper Threading Label	1	155340-001	
41	Screw 3.57 x 6	2	009670-612		105	Label	1	146976-	
42- 1	Supporter for Front Cover	1		A-42 Supporter for Front Cover Assembly 154825-001	107	Eye Guard	1	S00075-000	
42- 2	Threading Bushing	2	146924-000		108	Screw 3.18 x 5	2	009660-512	
43	Screw 4.37	2	117160-001		109	Washer	2	025030-132	
44	Stopper Spring for Front Cover	1	154829-001		110	Supporter Plate	1	S00076-001	
					111	Screw 4.37	1	146597-101	
					112	Spring Washer	1	146598-001	
					113	Spacer	1	S00077-000	

**B. Crank shaft mechanism / Kurbeiwelle**  
**Mécanisme du vilebrequin / Mecanismo del cigüeñal**



From the library of: Diamond Needle Corp

Ref. No.	Name of Parts	Q'ty	Parts No.	Assembly No.	Ref. No.	Name of Parts	Q'ty	Parts No.	Assembly No.
1	Crank Shaft	1	※		13	Bearing 6302	1	154877-001	
2	Shaft	1	154866-001		14	Bearing 6302Z	1	154878-001	
3	Bearing Cap	1	154867-001		15	Oil Rejector	1	154879-000	
4	Packing	1	154869-000		16	Spring	1	154880-001	
5	Screw 3.57 x 8	2	009670-812		17	Bearing Pressor	1	154881-000	
6	Screw 3.57	1	102538-002		18	Screw 4.37 x 10	3	009681-012	
7	Bearing 6001Z	1	S00285-000		19- 1	Pulley	1		B-19 Pulley Assembly S00034-001
8	Crank Shaft Bushing (L) Assembly	1	S00287-000		19- 2	Fan	1		
9	Crank Shaft Bushing (M) Assembly	1	SG0290-000		20	Key	1	154885-001	
10- 1	Crank Shaft Bushing	1		B-10 Crank Shaft Bushing Assembly S00297-001	21	Washer	1	154886-001	
10- 2	Screw 4.37 x 14	2	148425-001		22	Pulley Cover	1	154887-001	
11	Screw 4.37	1	154875-001		23	Bolt 6.35 x 14	1	017771-412	
12	Stop Ring	1	154876-001		24	Screw 4.76	1	013719-412	
					25	Screw 3.57	1	148294-001	

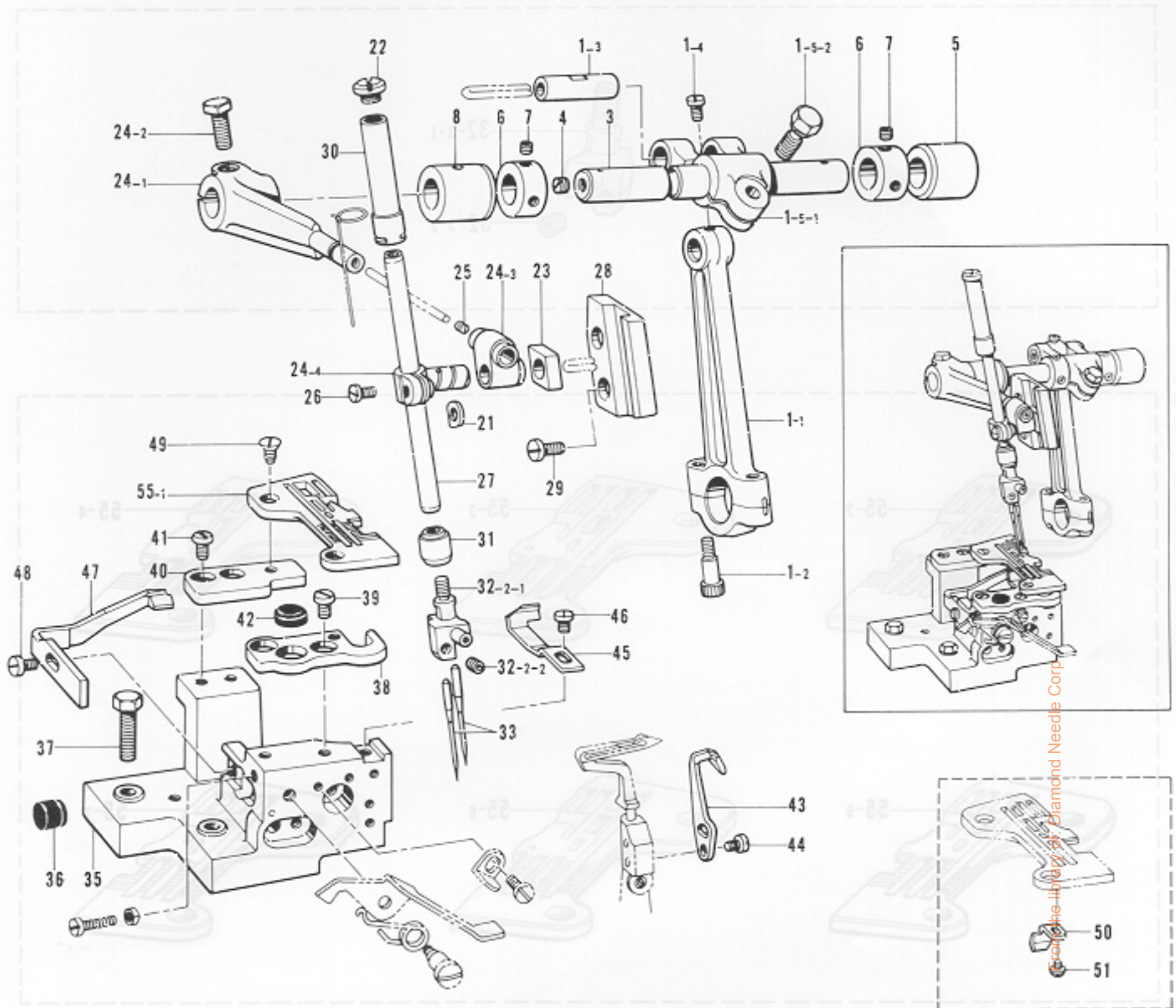
Please Crank Shaft Assembly (B-1, C-1, H-1, J-1, K-1) is refer to the different parts list (page 26).

Für die Kurbelwelle (B-1, C-1, H-1, J-1, K-1) wird auf die Zubehörlist auf Seite 26 verwiesen.

Sur le montage (B-1, C-1, H-1, J-1, K-1), voyez la liste des pièces accessoires (page 26).

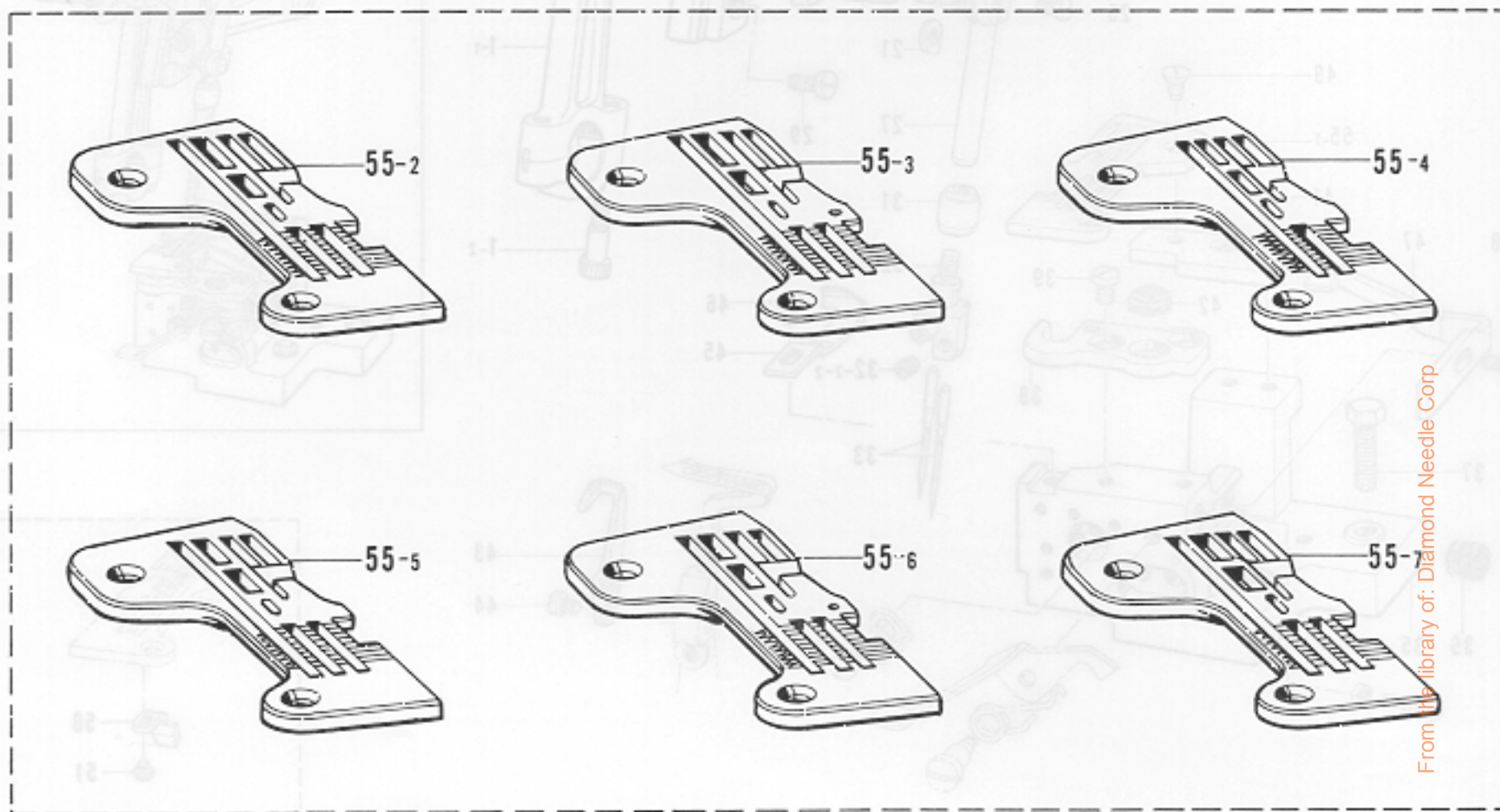
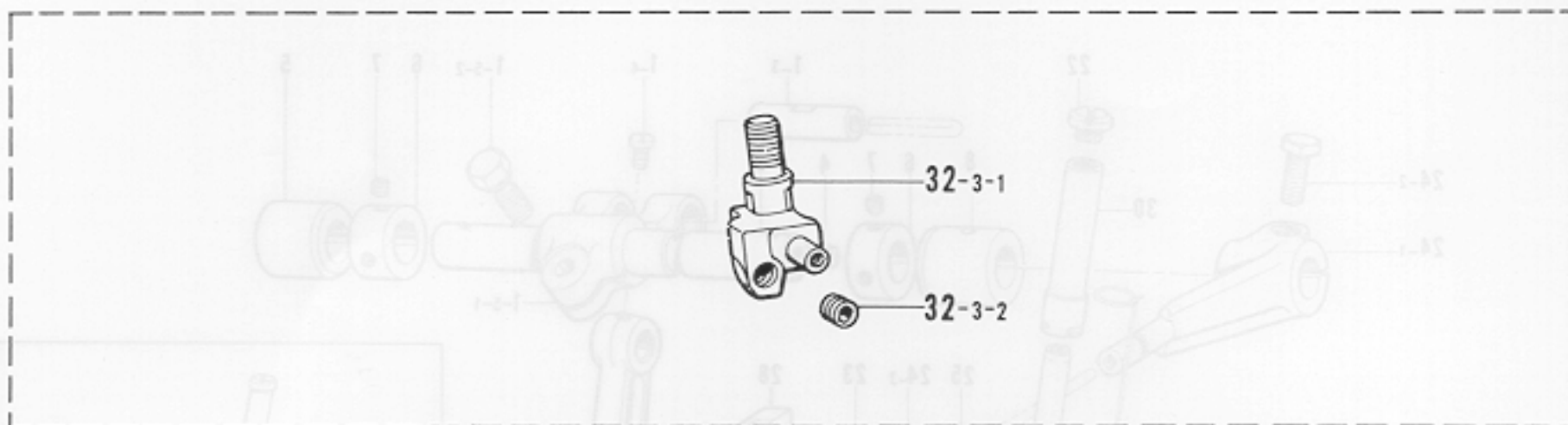
Para el conjunto del cigüeñal (B-1, C-1, H-1, J-1, K-1) consultar la lista de piezas accesorias (página 26).

C. Needle bar mechanism (1) / Nadeistangenvorrichtung (1)  
 Mécanisme de la barre à aiguille (1) / Mecanismo de la barra de aguja (1)



Ref. No.	Name of Parts	Q'ty	Parts No.	Assembly No.	Ref. No.	Name of Parts	Q'ty	Parts No.	Assembly No.
1-1	Needle Arm Driving Crank Rod	1		C-1	29	Screw 4.37 x 7	2	009680-712	
1-2	Screw 4.37 x 14	2	148425-001	Needle Arm Driving Crank Rod Assembly * S00037-001	30	Needle Bar Bushing (U)	1	S00048-001	
1-3	Pin	1			31	Needle Bar Bushing (D)	1	S00389-000	
1-4	Screw 4.37	1	100366-001		32-1	Needle Clamp 3	1		C-32-2 Needle Clamp Assembly 3 154916-001
1-5-1	Needle Bar Crank Shaft Arm	1			32-2	Screw 3.18	2	146427-001	
1-5-2	Bolt 6.35 x 16	1	149170-001		33	Needle DX x 27	2	151474-	
3	Needle Bar Crank Shaft	1	S00121-001		35	Needle Plate Support Bracket	1	154922-001	
4	Screw 5.95	1	100260-001		36	Oil Cap	1	154923-001	
5	Bushing (Right)	1	S00041-000		37	Bolt 6.35 x 25	2	017782-512	
6	Set Collar	2	140092-001		38	Needle Plate Supporter (F)	1	146494-001	
7	Screw 4.37	4	014680-422		39	Screw 4.37 x 5	2	001680-512	
8	Bushing (Left)	1	S00042-000		40	Needle Plate Supporter (B)	1	146495-001	
21	Spacer	1	154901-001		41	Screw 4.37 x 5	2	001680-512	
22	Screw 8.73	1	S00049-001		42	Cloth Plate Cushion (B)	1	111486-001	
23	Needle Bar Guide Slide Block	1	159638-001		43	Movable Needle Guard	1	158433-001	
24-1	Needle Arm	1		C-24 Needle Bar Clamp Assembly S00122-001	44	Screw 3.57 x 8	2	009670-812	
24-2	Bolt 6.35 x 16	1	017771-612		45	Chain Stitch Needle Guard (F)	1	146496-201	
24-3	Needle Bar Connector	1			46	Screw 3.57 x 6	1	009670-612	
24-4	Needle Bar Clamp	1			47	Chain Stitch Needle Guide (B)	1	146497-101	
25	Screw 3.18	1	146427-001		48	Screw 4.37 x 7	1	009680-712	
26	Screw 3.57 x 8	1	009670-812		49	Screw 4.37	2	100032-003	
27	Needle Bar	1	S00046-001		50	Needle Guard F	1	159757-001	
28	Needle Bar Guide	1	S00047-001		51	Screw 2.38	1	100105-005	
					55-1	Needle Plate	1	S00246-001	

C. Needle bar mechanism (2) / Nadelstangenvorrichtung (2)  
 Mécanisme de la barre à aiguille (2) / Mecanismo del barra de aguja (2)

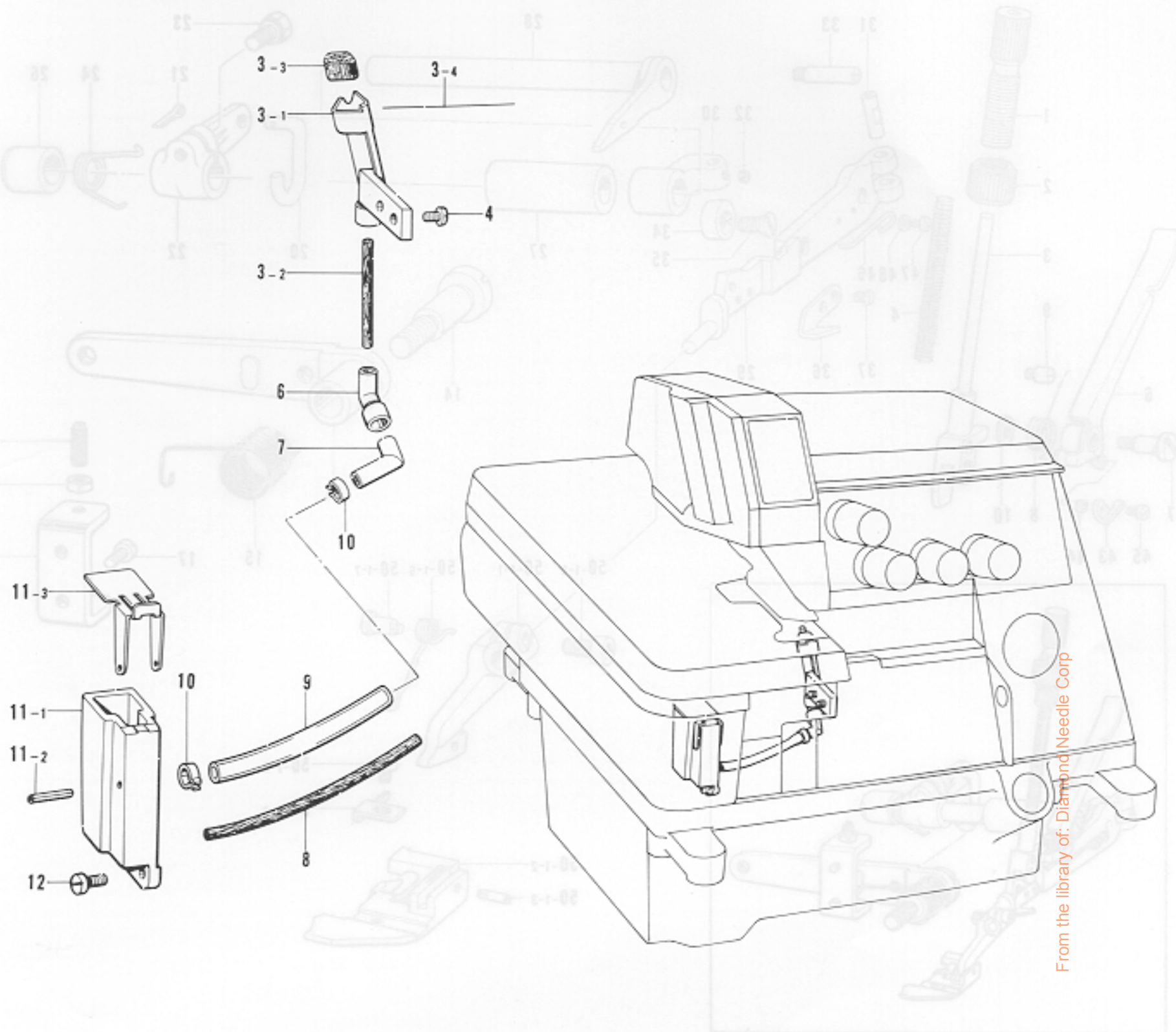


From the library of: Diamond Needle Corp

Ref. No.	Name of Parts	Q'ty	Parts No.	Assembly No.	Ref. No.	Name of Parts	Q'ty	Parts No.	Assembly No.
32-3-1	Needle Clamp 5	1		C-32-3 Needle Clamp Assembly 154918-001	55-4	Needle Plate	1	146503-001	
32-3-2	Screw 3.18	2	146427-001		55-5	Needle Plate	1	146504-001	
55-2	Needle Plate	1	S00247-001		55-6	Needle Plate (Denim)	1	159770-001	
55-3	Needle Plate (Denim)	1	S00299-001		55-7	Needle Plate (Shirring, Piping)	1	S01054-001	

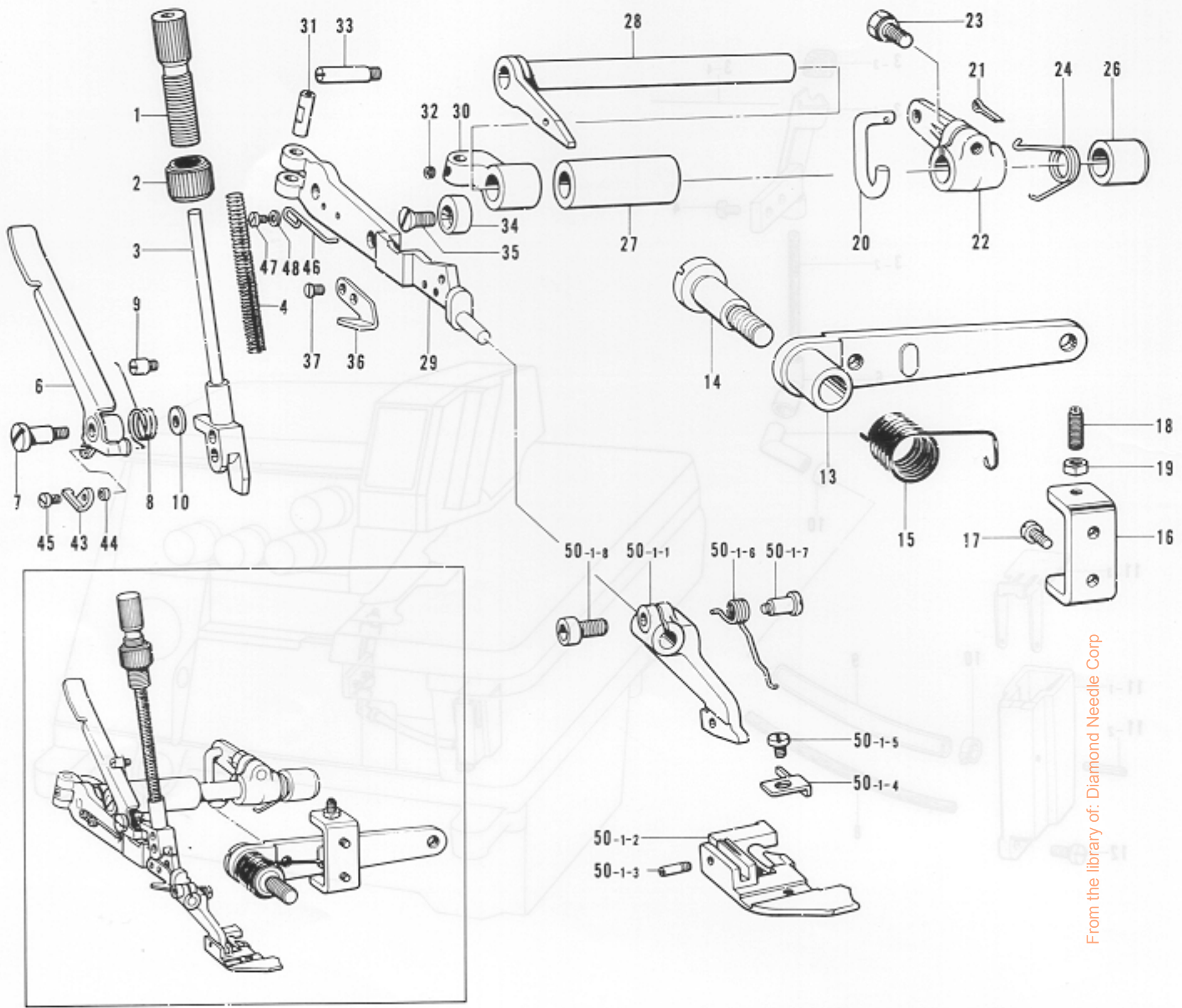
32-1	Needle Plate	1			32-1	Needle Bar	1		
32-2	Screw 3.18	2			32-2	Needle Bar	1		
32-3	Needle OX x 17	2			32-3	Needle Bar	1		
32-4	Needle Plate Support Bracket	1			32-4	Needle Bar	1		
32-5	Oil Cap	1			32-5	Needle Bar	1		
32-6	Oil Cap	1			32-6	Needle Bar	1		
32-7	Ball 6.32 x 22	2			32-7	Needle Bar	1		
32-8	Needle Plate Support (F)	1			32-8	Needle Bar	1		
32-9	Screw 4.37 x 2	2			32-9	Needle Bar	1		
32-10	Needle Plate Support (B)	1			32-10	Needle Bar	1		
32-11	Screw 4.37 x 2	2			32-11	Needle Bar	1		
32-12	Coll Plate Cushion (B)	1			32-12	Needle Bar	1		
32-13	Movable Needle Guard	1			32-13	Needle Bar	1		
32-14	Screw 3.27 x 8	2			32-14	Needle Bar	1		
32-15	Chain Stitch Needle Guard (F)	1			32-15	Needle Bar	1		
32-16	Screw 3.27 x 6	1			32-16	Needle Bar	1		
32-17	Chain Stitch Needle Guide (B)	1			32-17	Needle Bar	1		
32-18	Screw 4.37 x 7	1			32-18	Needle Bar	1		
32-19	Screw 4.37	2			32-19	Needle Bar	1		
32-20	Needle Guard F	1			32-20	Needle Bar	1		
32-21	Screw 2.38	1			32-21	Needle Bar	1		
32-22	Needle Plate	1			32-22	Needle Bar	1		

D. Needle cooler / Nadelkühlungsvorrichtung  
 Mécanisme du refroidisseur d'aiguille / Mecanismo del enfriador de aguja



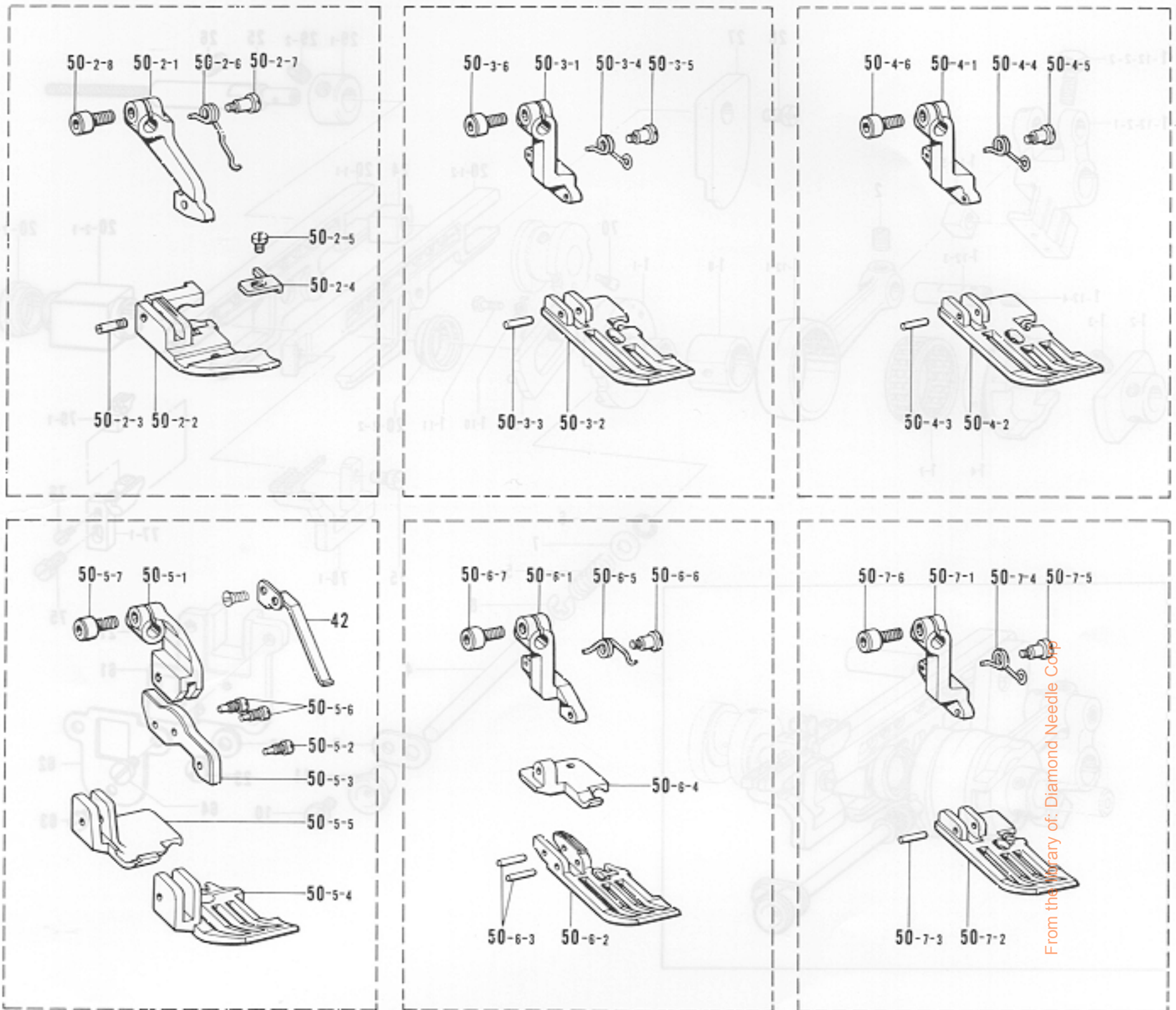
Ref. No.	Name of Parts	Q'ty	Parts No.	Assembly No.	Ref. No.	Name of Parts	Q'ty	Parts No.	Assembly No.
3- 1	Felt Supporter	1	154936-000	D-3	8	Felt	1	154941-000	
3- 2	Felt	1	154932-000	Felt Holder	9	Vinyl Tube	1	155283-000	
3- 3	Felt (S)	1	151475-000	Assembly	10	Stop Ring	2	147942-001	
3- 4	Steel Wire	1	147738-000	154935-001	11- 1	Needle Cooler	1		D-11
4	Screw 3.57	2	100257-010		11- 2	Pin	1	047201-640	Needle Coiler
6	Pipe Joint (A)	1	154939-000		11- 3	Needle Cooler Tank Cover	1	154945-001	Assembly
7	Pipe Joint (B)	1	154940-000		12	Screw 3.57 x 10	2	009671-012	154943-001

E. Presser foot mechanism (1) / Stoffdrückerfuß (1)  
 Mécanisme du pied presseur (1) / Mecanismo del prensa telas (1)



Ref. No.	Name of Parts	Q'ty	Parts No.	Assembly No.	Ref. No.	Name of Parts	Q'ty	Parts No.	Assembly No.
1	Screw	1	S00050-001		29	Main Presser Arm	1	S01081-001	
2	Nut	1	S00051-001		30	Presser Arm Supporter	1	154961-001	
3	Presser Bar	1	S00052-001		31	Pin for Presser Arm Shaft	1	154962-001	
4	Spring	1	144081-001		32	Screw 4.37	1	153675-001	
6	Presser Bar Lifter	1	S01082-001		33	Screw 4.37	1	S00128-001	
7	Screw 4.76	1	141598-001		34	Presser Arm Stopper	1	144088-001	
8	Spring	1	S00054-001		35	Screw 4.76	1	107231-002	
9	Spring Hook	1	S00055-001		36	Trimming Knife	1	148259-001	
10	Washer	1	146354-001		37	Screw 3.18	2	141542-001	
13	Presser Foot Lifter Lever	1	S00125-001		43	Presser Bar Lifter Plate	1	S01083-001	
14	Screw 7.94	1	148372-001		44	Collar	1	S01084-001	
15	Spring	1	143325-001		45	Screw 3.18 x 3.5	1	009669-312	
16	Lever Adjust Plate	1	S00126-001		46	Spring	1	S01086-001	
17	Screw 4.37 x 7	2	009680-712		47	Screw 3.18 x 3.5	2	009669-312	
18	Screw 4.76	2	153483-001		48	Washer 3.18	2	025660-132	
19	Nut 4.76	2	110161-006		50-1-1	Sub-Presser Arm	1		E-50-1 Presser Foot Assembly S00248-001 (3 mm)
20	Presser Foot Lifter Link	1	S00276-001		50-1-2	Presser Foot	1		
21	Pin	1	110793-001		50-1-3	Screw	1	146865-001	
22	Presser Foot Lifter Inside Lever	1	S00275-001		50-1-4	Presser Foot (Front)	1	145147-001	
23	Bolt 6.35 x 16	1	149170-001		50-1-5	Screw 2.38	1	105288-001	
24	Spring	1	154957-001		50-1-6	Spring	1	S00251-001	
26	Bushing (Right)	1	140262-000		50-1-7	Screw 3.18	1	155103-001	
27	Bushing (Left)	1	S00127-000		50-1-8	Bolt 3.57 x 8	1	154965-001	
28	Presser Arm Shaft	1	S01080-001						

E. Presser foot mechanism (2) / Stoffdrückerfuß (2)  
 Mécanisme du pied presseur (2) / Mecanismo del prensa telas (2)

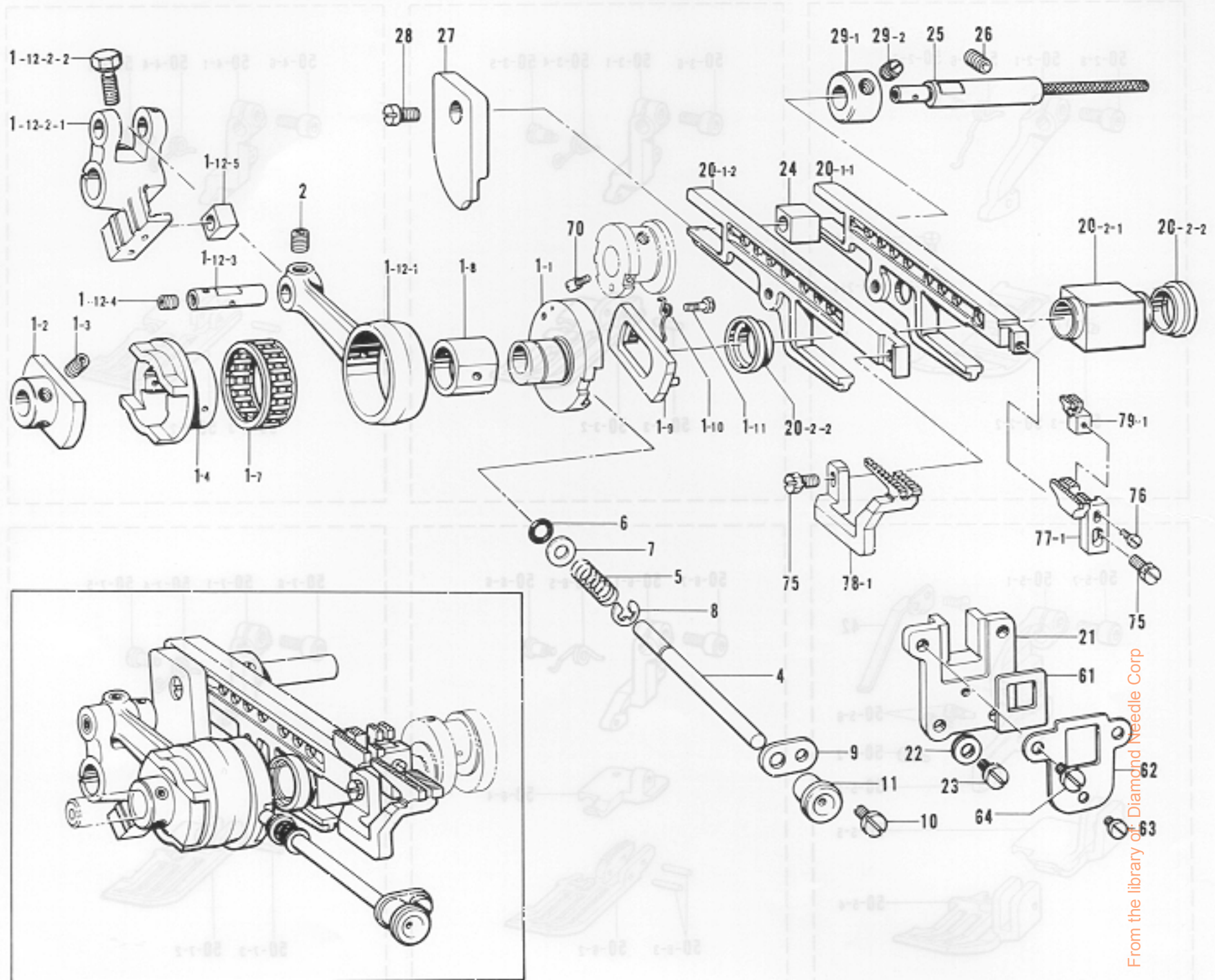


Ref. No.	Name of Parts	Q'ty	Parts No.	Assembly No.	Ref. No.	Name of Parts	Q'ty	Parts No.	Assembly No.
50-2-1	Sub-Presser Arm	1		E-50-2 Presser Foot Assembly S00252-001 (5 mm)	50-5-1	Sub-Presser Arm	1		E-50-5 Presser Foot Assembly S00338-001 (Denim 5 mm)
50-2-2	Presser Foot	1			50-5-2	Screw 3.18	1	148015-001	
50-2-3	Screw	1	146865-001		50-5-3	Presser Foot Supporter	1	148016-001	
50-2-4	Presser Foot (Front)	1	145147-001		50-5-4	Presser Foot	1		
50-2-5	Screw 2.38	1	105288-001		50-5-5	Presser Foot (B)	1	S00341-001	
50-2-6	Spring	1	S00251-001		50-5-6	Screw 3.18	2	148015-001	
50-2-7	Screw 3.18	1	155103-001		50-5-7	Bolt 3.57 x 8	1	154965-001	
50-2-8	Bolt 3.57 x 8	1	154965-001		42	Spring Plate (Denim)	1	S00342-001	
50-3-1	Sub-Presser Arm	1		50-6-1	Sub-Presser Arm	1		E-50-6 Presser Foot Assembly S01048-001 (Shirring 3 mm)	
50-3-2	Presser Foot	1		50-6-2	Presser Foot	1			
50-3-3	Pin	1	142243-000	50-6-3	Pin	2	S01062-000		
50-3-4	Spring	1	S00238-001	50-6-4	Presser Foot (B)	1	S01051-001		
50-3-5	Screw	1	142247-001	50-6-5	Spring	1	S01052-001		
50-3-6	Bolt 3.57 x 8	1	154965-001	50-6-6	Screw	1	142247-001		
50-4-1	Sub-Presser Arm	1		50-6-7	Bolt 3.57 x 8	1	154965-001		
50-4-2	Presser Foot	1		50-7-1	Sub-Presser Arm	1			E-50-7 Presser Foot Assembly S01138-001 (Piping 3 mm)
50-4-3	Pin	1	142243-000	50-7-2	Presser Foot	1			
50-4-4	Spring	1	S00238-001	50-7-3	Pin	1	142243-000		
50-4-5	Screw	1	142247-001	50-7-4	Spring	1	S00238-001		
50-4-6	Bolt 3.57 x 8	1	154965-001	50-7-5	Screw	1	142247-001		
				50-7-6	Bolt 3.57 x 8	1	154965-001		



F. Feed mechanism (1) / Transportvorrichtung (1)

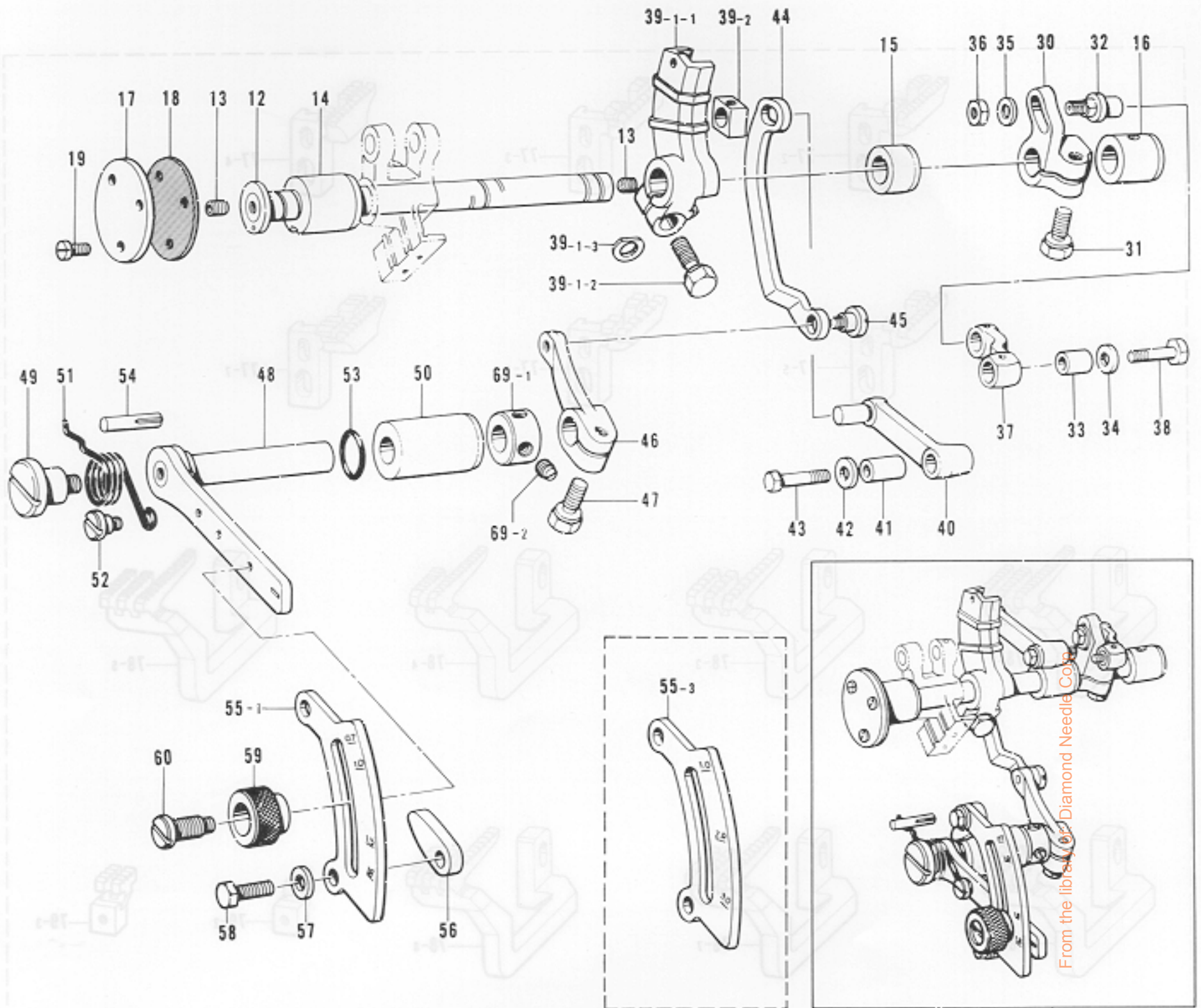
Mécanisme de l'entraînement (1) / Mecanismo de la alimentación (1)



From the library of Diamond Needle Corp

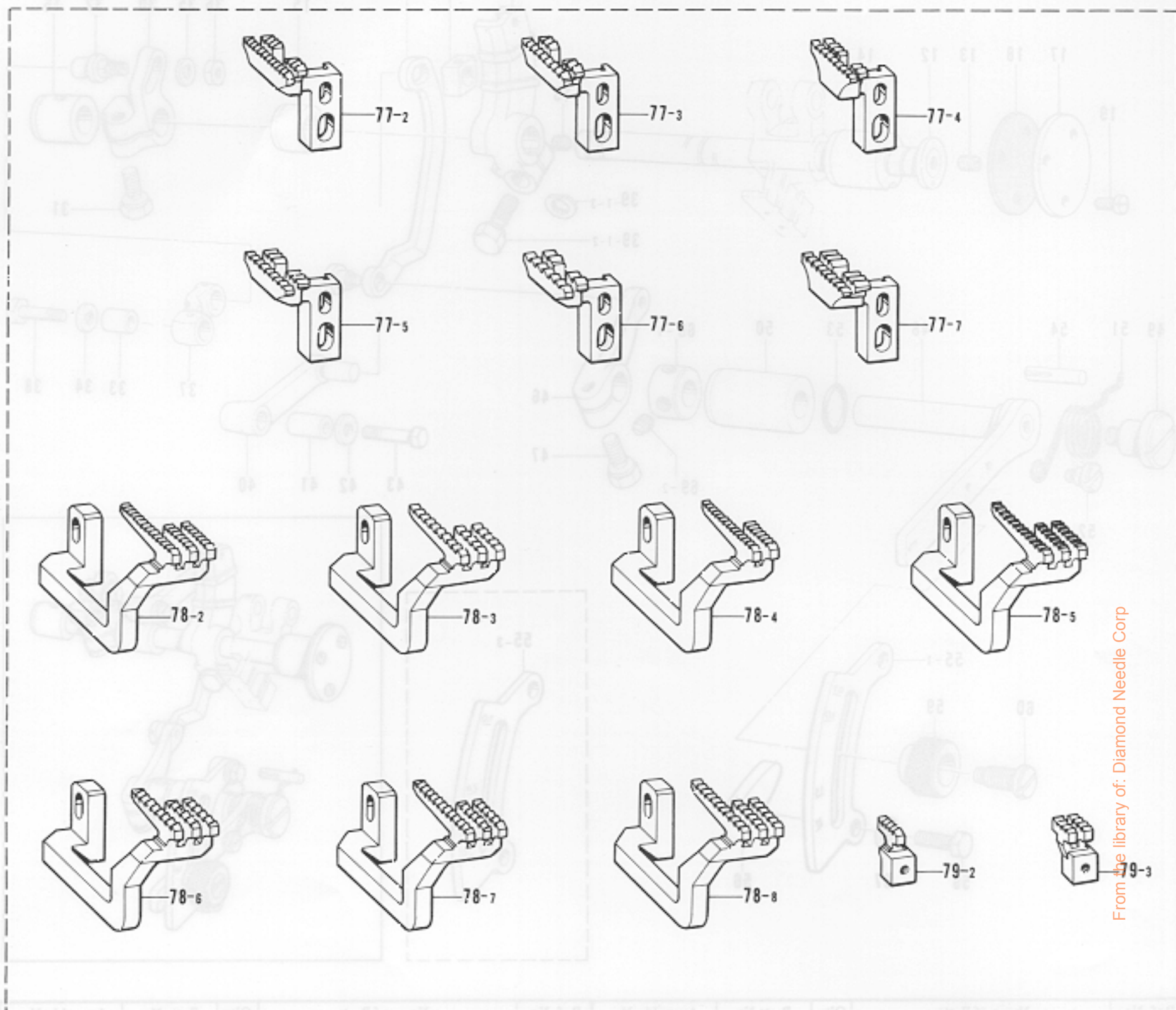
Ref. No.	Name of Parts	Q'ty	Parts No.	Assembly No.	Ref. No.	Name of Parts	Q'ty	Parts No.	Assembly No.
1-1	Eccentric Wheel	1			20-1-1	Main Feed Bar	1		F-20
1-2	Eccentric Wheel Holder	1			20-1-2	Differential Feed Bar	1		Feed Bar
1-3	Screw 4.37	2	014680-422		20-2-1	Feed Lifting Slide Block	1	S00371-000	Guide Block
1-4	Eccentric Wheel	1			20-2-2	Block Oil Reject	2	S00372-000	Assembly
1-7	Needle Roller Bearing 28	1			21	Feed Bar Guide	1	155151-000	S00373-001
1-8	Eccentric Wheel Block	1			22	Washer	2	100645-003	
1-9	Ratchet Stopper	1		F-1	23	Screw 4.37	2	107407-003	
1-10	Spring	1	155132-001	Eccentric	24	Feed Bar Guide Block	1	146547-000	
1-11	Screw 2.38	1	155133-001	Wheel Assembly	25	Feed Bar Guide Block Shaft	1	155152-001	
1-12-1	Feed Connecting Rod	1		S00133-001	26	Screw 6.35	1	014780-622	
1-12-2-1	Feed Arm	1			27	Differential Link Guide	1	155153-000	
1-12-2-2	Bolt 6.35 x 16	1	149170-001		28	Screw 4.37 x 7	1	009680-712	
1-12-3	Pin	1			29-1	Set Collar	1		F-29
1-12-4	Screw 6.35 x 6	1	014770-622		29-2	Screw 6.35 x 6	2	014770-622	Set Collar
1-12-5	Slide Block	1							with Screw
2	Screw 4.37	1	014680-422		61	Fragment Protector	1	155177-000	156809-001
4	Feed Adjusting Shaft	1	155138-001		62	Fragment Protector Plate	1	155178-001	
5	Spring	1	155139-001		63	Screw 3.57	1	106568-003	
6	Packing	1	118770-001		64	Screw 4.37	2	107407-003	
7	Washer	1	113431-002		70	Screw 2.38	2	155560-001	
8	Stop Ring E-4	1	048040-342		75	Bolt 4.37	2	117516-001	
9	Supporter for Feed Adjusting Shaft	1	146536-001		76	Screw 2.38 x 8	1	009630-812	
10	Screw 3.57 x 6	1	009670-612		77-1	Main Feed Dog	1	S00256-001	
11	Cap	1	155348-000		78-1	Differential Feed Dog	1	146572-001	
					79-1	Chain Feed Dog G	1	S00147-001	

F. Feed mechanism (2) / Transportvorrichtung (2)  
 Mécanisme de l'entraînement (2) / Mecanismo de la alimentación (2)



Ref. No.	Name of Parts	Q'ty	Parts No.	Assembly No.	Ref. No.	Name of Parts	Q'ty	Parts No.	Assembly No.
12	Feed Shaft	1	S00140-001		43	Feed Link Shaft (Large)	1	140217-001	
13	Screw 6.35 x 6	2	014770-622		44	Differential Feed Adjuster Link	1	155165-001	
14	Feed Shaft Bushing (L)	1	155141-000		45	Screw 5.56	1	155167-001	
15	Feed Shaft Bushing (M)	1	S00141-000		46	Differential Feed Link Lever	1	155168-001	
16	Feed Shaft Bushing (R)	1	155143-000		47	Bolt 6.35 x 14	1	155516-001	
17	Cover for Feed Shaft Bushing (L)	1	155144-001		48	Differential Feed Adjusting Lever	1	155169-001	
18	Packing	1	155145-000		49	Screw 5.56	1	146559-001	
19	Screw 3.57 x 8	3	009670-812		50	Adjusting Lever Bushing	1	155170-000	
30	Main Feed Arm	1	S00142-001		51	Spring	1	155171-001	
31	Bolt 6.35 x 16	1	149170-001		52	Screw 4.76	1	106294-002	
32	Main Feed Shaft	1	S00143-001		53	"O" Ring	1	109203-001	
33	Main Feed Link Bushing	1	155156-001		54	Dowel Pin	1	140063-001	
34	Washer	1	155157-001		55-1	Differential Stitch Control Plate	1	S00148-001	
35	Washer	1	113431-002		55-3	Differential Stitch Control Plate (Shirring-Piping)	1	155174-001	
36	Nut 4.76	1	148838-001		56	Stopper for Differential Stitch Control	2	146563-001	
37	Main Feed Link	1	S00144-001		57	Washer	2	118735-002	
38	Main Feed Link Shaft (Small)	1	140210-001		58	Bolt 6.35 x 14	2	017781-412	
39-1-1	Differential Feed Arm	1		F-39 Differential Feed Arm Block Assembly 155159-001	59	Knob	1	155175-001	
39-1-2	Bolt 6.35 x 16	1	149170-001		60	Screw	1	155176-001	
39-1-3	Spacer	1	155162-001		69-1	Set Collar	1		F-69 Set Collar with Screw 181969-003
39-2	Differential Feed Block	1		69-2	Screw 6.35	2	101706-001		
40	Differential Feed Link	1	155164-001						
41	Differential Feed Link Bushing	1	155165-001						
42	Washer	1	155157-001						

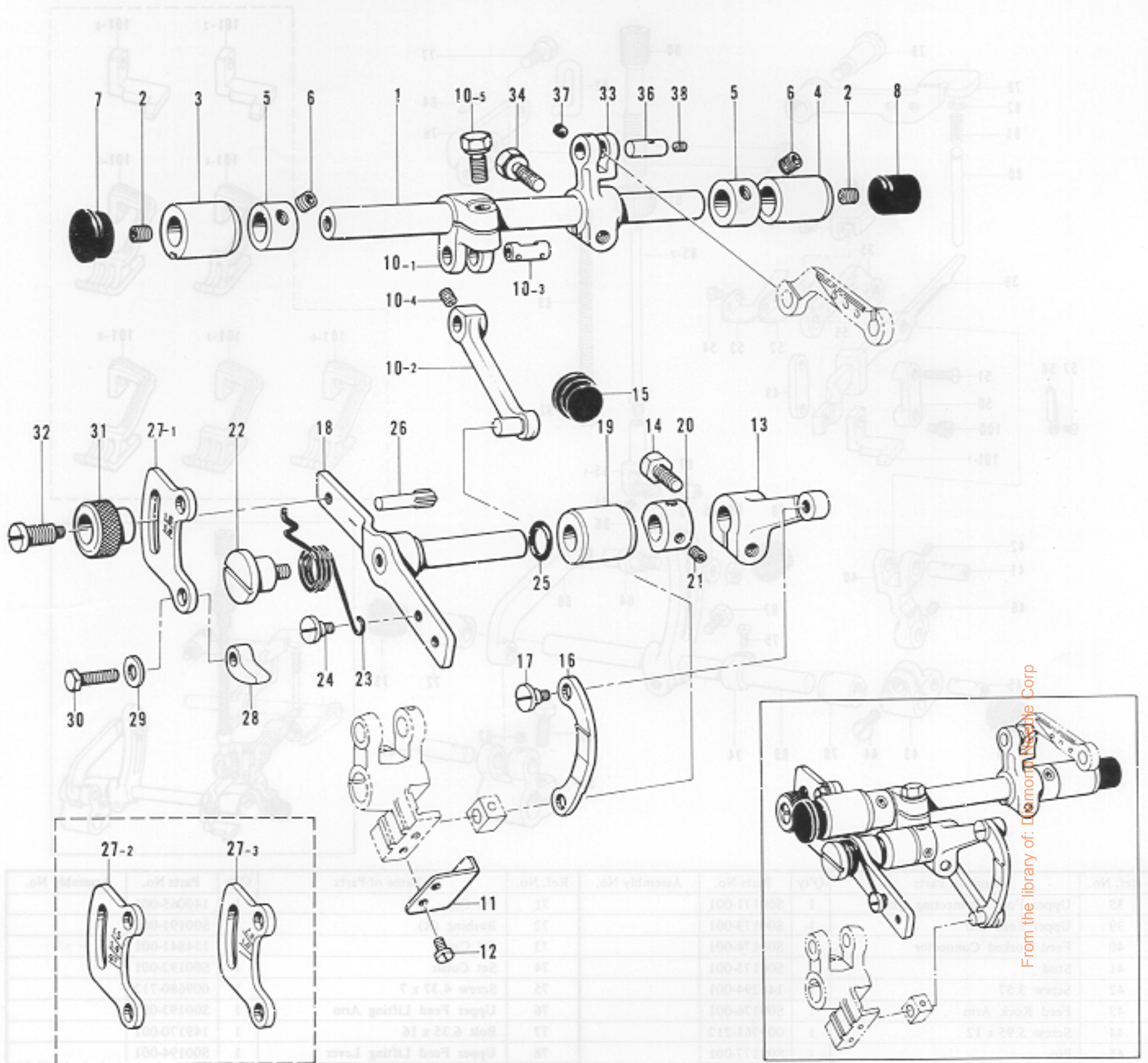
F. Feed mechanism (3) / Transportvorrichtung (3)  
 Mécanisme de l'entraînement (3) / Mecanismo de la alimentación (3)



From the library of: Diamond Needle Corp

Ref. No.	Name of Parts	Q'ty	Parts No.	Assembly No.	Ref. No.	Name of Parts	Q'ty	Parts No.	Assembly No.
77- 2	Main Feed Dog	1	S00257-001		78- 4	Differential Feed Dog	1	S00295-001	
77- 3	Main Feed Dog (Denim)	1	S00300-001		78- 5	Differential Feed Dog	1	S00296-001	
77- 4	Main Feed Dog	1	146567-001		78- 6	Differential Feed Dog (Demin)	1	S00302-001	
77- 5	Main Feed Dog	1	146568-001		78- 7	Differential Feed Dog (Shirring)	1	S01056-001	
77- 6	Main Feed Dog (Demin)	1	146569-001		78- 8	Differential Feed Dog (Piping)	1	S01183-001	
77- 7	Main Feed Dog (Shirring · Piping)	1	S01055-001		79- 2	Chain Feed Dog H	1	S00258-001	
78- 2	Differential Feed Dog	1	146573-001		79- 3	Chain Feed Dog A	1	146577-001	
78- 3	Differential Feed Dog (Denim)	1	146574-001						

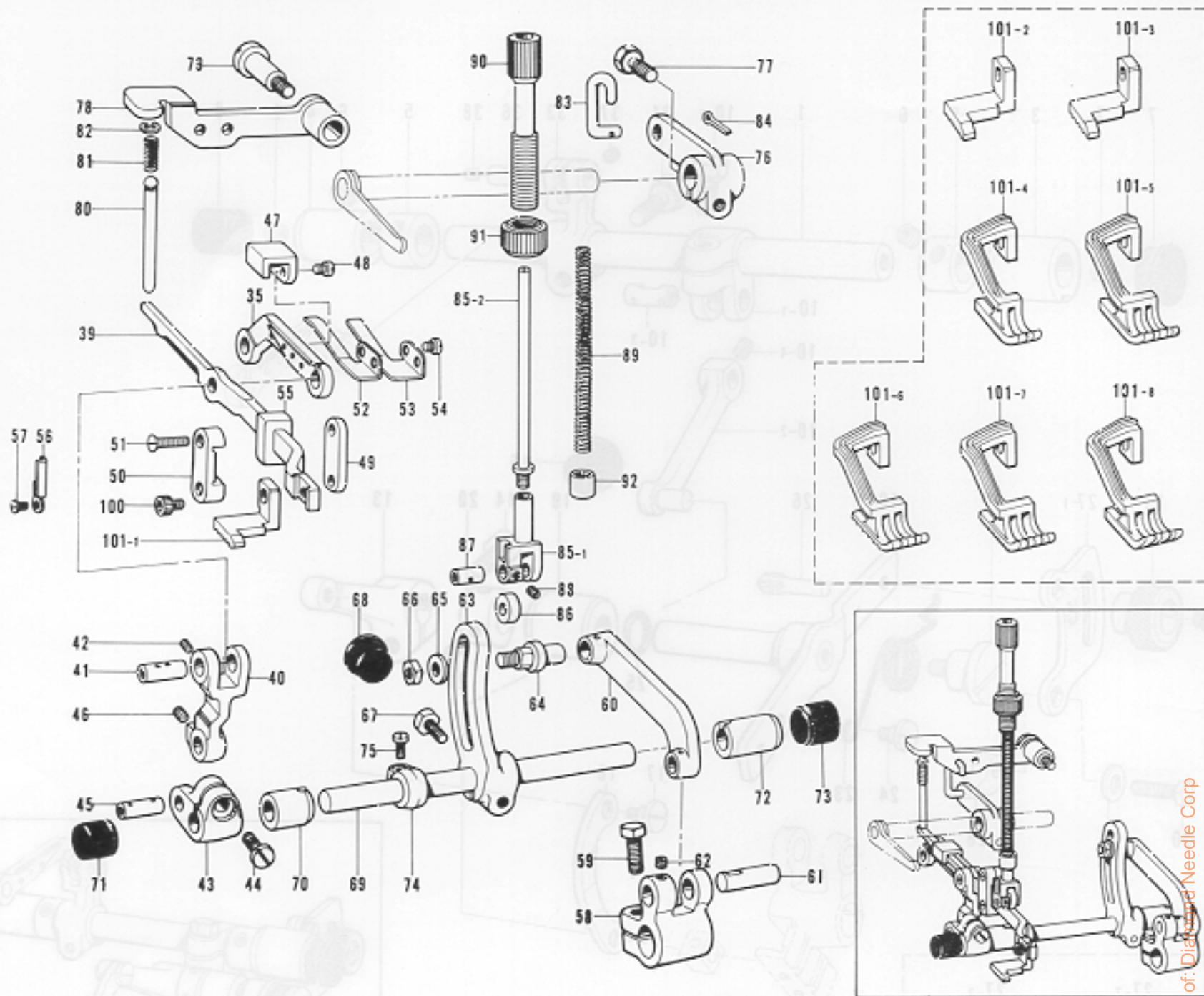
G. Upper feed mechanism (1) / Obertransportvorrichtung (1)  
 Mécanisme de l'entraînement supérieur (1) / Mecanismo de la alimentación superior (1)



From the library of: Diamond Machine Corp

Ref. No.	Name of Parts	Q'ty	Parts No.	Assembly No.	Ref. No.	Name of Parts	Q'ty	Parts No.	Assembly No.
1	Feed Rock Shaft	1	S00154-001		19	Bushing	1	S00166-000	
2	Screw 6.35 x 6	2	014770-622		20	Set Collar	1	155533-001	
3	Bushing (Left)	1	S00155-000		21	Screw 4.37	2	014680-422	
4	Bushing (Right)	1	S00156-000		22	Screw 5.56	1	146559-001	
5	Set Collar	2	S00157-001		23	Spring	1	S00167-001	
6	Screw 5.95	4	152718-001		24	Screw 4.76	1	100294-002	
7	Oil Cap	1	150756-000		25	"O" Ring	1	109203-001	
8	Oil Cap	1	S00313-000		26	Pin	1	140063-001	
10- 1	Feed Rock Arm (A)	1		G-10 Feed Rock Arm Assembly S00158-001	27- 1	Upper Feed Regulator Plate	1	S00168-001	
10- 2	Feed Link	1			27- 2	Upper Feed Regulator Plate	1	S00239-001	
10- 3	Feed Rock Arm Stud	1			27- 3	Upper Feed Regulator Plate	1	S01094-001	
10- 4	Screw 4.37	1	014680-422		28	Stopper	2	S00169-001	
10- 5	Bolt 6.35 x 16	1	149170-001		29	Washer	2	118735-002	
11	Link Guide Plate	1	S00162-001		30	Bolt 6.35 x 14	2	017781-412	
12	Screw 3.57 x 5	2	009670-512		31	Knob	1	155175-001	
13	Link Lever	1	S00163-001		32	Screw	1	155176-001	
14	Bolt 6.35 x 14	1	017771-412		33	Feed Rock Arm (B)	1	S00170-001	
15	Oil Cap	1	104449-001		34	Bolt 6.35 x 16	1	149170-001	
16	Feed Adjusting Link	1	S00164-001		36	Stud	1	S00172-001	
17	Screw 5.56	1	155167-001		37	Screw 3.57	1	148294-001	
18	Feed Adjusting Lever	1	S00165-001		38	Screw 3.18	1	146427-001	

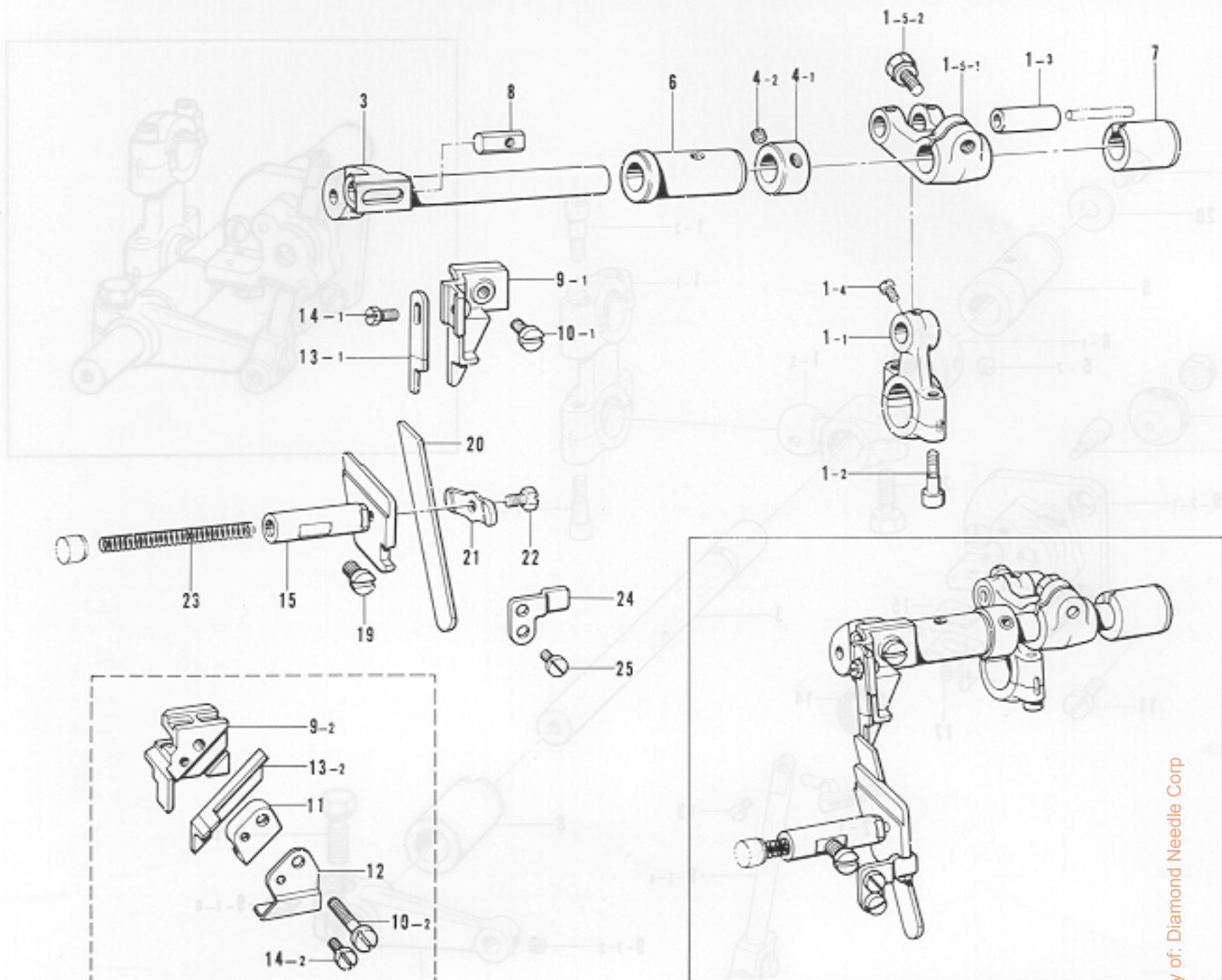
G. Upper feed mechanism (2) / Obertransportvorrichtung (2)  
 Mécanisme de l'entraînement supérieur (2) / Mecanismo de la alimentación superior (2)



Ref. No.	Name of Parts	Q'ty	Parts No.	Assembly No.	Ref. No.	Name of Parts	Q'ty	Parts No.	Assembly No.
35	Upper Feed Connecting Rod	1	S00171-001		71	Oil Cap	1	140065-001	
39	Upper Feed Bar	1	S00173-001		72	Bushing (R)	1	S00191-000	
40	Feed Forked Connector	1	S00174-001		73	Oil Cap	1	154841-001	
41	Stud	1	S00175-001		74	Set Collar	1	S00192-001	
42	Screw 3.57	1	148294-001		75	Screw 4.37 x 7	1	009680-712	
43	Feed Rock Arm	1	S00176-001		76	Upper Feed Lifting Arm	1	S00193-001	
44	Screw 5.95 x 12	1	009761-212		77	Bolt 6.35 x 15	1	149170-001	
45	Pin	1	S00177-001		78	Upper Feed Lifting Lever	1	S00194-001	
46	Screw 4.37	1	014680-422		79	Screw 5.95	1	S00195-001	
47	Upper Feed Bar Guide (A)	1	S00178-001		80	Upper Feed Lifting Shaft	1	S00196-001	
48	Screw 3.57 x 5	2	001670-512		81	Spring	1	S00197-001	
49	Upper Feed Bar Guide (B)	1	S00179-000		82	Stop Ring E-4	1	048040-342	
50	Upper Feed Bar Guide (B) Cover	1	S00180-000		83	Presser Lifting Link	1	S00198-001	
51	Screw 3.57 x 14	2	151626-001		84	Pin	1	110793-001	
52	Spring Plate (U)	1	S00181-001		85- 1	Presser Bar Bracket	1	S00200-001	G-85 Upper Feed Presser Bar Assembly S00199-001
53	Spring Plate (D)	1	S00182-001		85- 2	Presser Bar	1	S00201-001	
54	Screw 3.57 x 6	2	009670-612		86	Presser Bar Roller	1	S00202-001	
55	Oil Rejector	1	S00183-000		87	Presser Bar Roller Stud	1	S00203-001	
56	Dust Protector Plate	1	S00184-001		88	Screw 3.18	1	146427-001	
57	Screw 3.57 x 6	1	009670-612		89	Upper Feed Presser Spring	1	S00204-001	
58	Feed Arm	1	S00185-001		90	Presser Adjusting Screw	1	S00205-001	
59	Bolt 6.35 x 16	1	017771-612		91	Nut for Presser Adjusting Screw	1	S00051-001	
60	Feed Link	1	S00186-001		92	Bushing	1	S00207-000	
61	Feed Rock Shaft Arm Pin	1	109153-001		100	Screw 3.57 x 7	1	S00208-001	
62	Screw 4.37	1	014680-422		101- 1	Upper Feed Dog (3 mm)	1	S00209-001	
63	Feed Adjusting Arm	1	S00187-001		101- 2	Upper Feed Dog (5 mm)	1	S00260-001	
64	Feed Link Shaft	1	S00188-001		101- 3	Upper Feed Dog (Denim 5 mm)	1	S00301-001	
65	Washer	1	113431-002		101- 4	Upper Feed Dog (3 mm)	1	S00270-001	
66	Nut 4.76	1	148838-001		101- 5	Upper Feed Dog (5 mm)	1	S00271-001	
67	Bolt 6.35 x 14	1	017771-412		101- 6	Upper Feed Dog (Denim 5 mm)	1	S00303-001	
68	Oil Cap	1	104449-001		101- 7	Upper Feed Dog (Shirring 3 mm)	1	S01053-001	
69	Feed Shaft	1	S00189-001		101- 8	Upper Feed Dog (Piping 3 mm)	1	S01139-001	
70	Bushing (L)	1	S00190-000						

From the library of: Diabolo Needle Corp

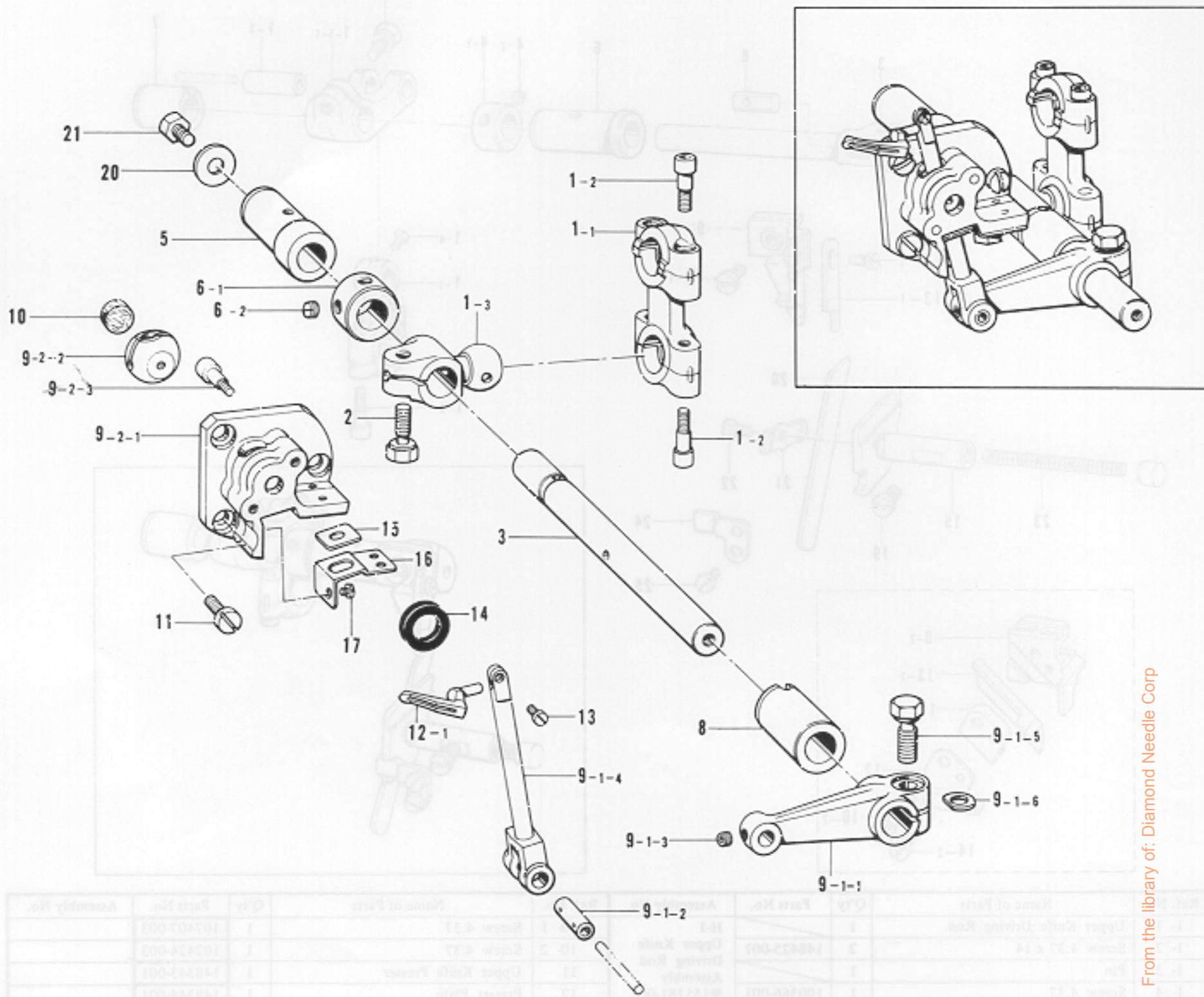
H. Knife mechanism / Messer  
 Mécanisme du couteau / Mecanismo del cuchilla



From the library of: Diamond Needle Corp

Ref. No.	Name of Parts	Q'ty	Parts No.	Assembly No.	Ref. No.	Name of Parts	Q'ty	Parts No.	Assembly No.
1- 1	Upper Knife Driving Rod	1		H-1	10- 1	Screw 4.37	1	107407-003	
1- 2	Screw 4.37 x 14	2	148425-001	Upper Knife Driving Rod Assembly #155181-001	10- 2	Screw 4.37	1	102424-003	
1- 3	Pin	1			11	Upper Knife Presser	1	148343-001	
1- 4	Screw 4.37	1	100366-001		12	Presser Plate	1	148344-001	
1- 5-1	Upper Knife Driving Lever	1		H-1-5 Upper Knife Driving Lever Assembly 156318-001	13- 1	Upper Knife	1	144074-000	
1- 5-2	Bolt 6.35 x 16	1	149170-001		13- 2	Angle Knife with Carbide Tip	1	148815-001	
3	Upper Knife Driving Arm	1	S00274-001		14- 1	Bolt 3.57	1	144075-001	
4- 1	Set Collar	1		H-4 Set Collar with Screw 159441-001	14- 2	Screw 3.57 x 10	1	009671-014	
4- 2	Screw 5.95	2	152718-001		15	Lower Knife Holder	1	155192-001	
6	Bushing (L)	1	155186-000		19	Screw 6.35	1	102627-001	
7	Bushing (R)	1	S00210-000		20	Lower Knife	1	155193-001	
8	Nut	1	148281-001		21	Lower Knife Presser Plate	1	155194-001	
9- 1	Upper Knife Holder	1	155188-001		22	Bolt 4.37	1	117516-001	
9- 2	Upper Knife Holder	1	155190-001		23	Spring	1	146584-001	
					24	Lower Knife Holder Guide	1	155195-001	
					25	Screw 3.57 x 6	2	009670-612	

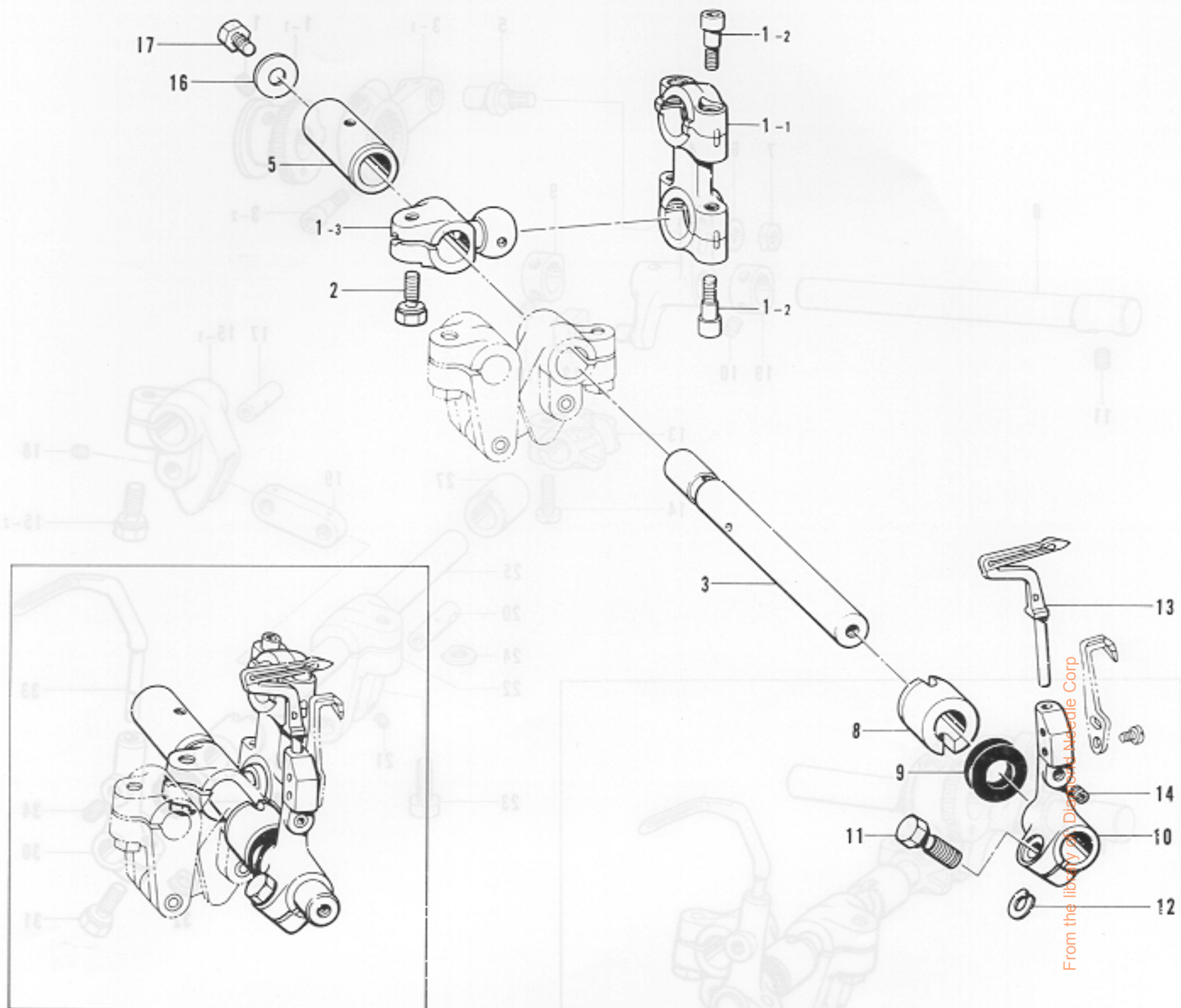
J. Over looper mechanism / Oberen Greifer  
 Mécanisme du boucleur supérieur / Mecanismo del presilladora superior



From the library of: Diamond Needle Corp

Ref. No.	Name of Parts	Q'ty	Parts No.	Assembly No.	Ref. No.	Name of Parts	Q'ty	Parts No.	Assembly No.	
1- 1	Looper Connecting Rod	1		J-1 Looper Connecting Rod Assembly	9- 1-6	Spacer	1	155162-001	J-9 Over Looper Assembly 155231-001	
1- 2	Screw 4.37 x 14	4	148425-001		9- 2-1	Over Looper Holder Guide Base	1			
1- 3	Looper Connecting Lever	1		※155225-001	9- 2-2	Over Looper Holder Guide Block	1			
2	Bolt 6.35 x 14	1	155516-001		9- 2-3	Screw 4.37 x 14	2	148425-001		
3	Looper Shaft	1	155228-001		10	Felt	1	155238-000		
5	Bushing (B)	1	155229-000		11	Screw 4.37 x 8	3	009680-812		
6- 1	Set Collar	1		J-6 Set Collar with Screw 159441-001	12	Over Looper	1	155240-001		
6- 2	Screw 5.95	2	152718-000		13	Screw 3.18 x 6	1	009660-612		
8	Bushing (F)	1	S00379-000		14	Seal	1	155247-000		
9- 1-1	Over Looper Driving Lever	1		J-9 Over Looper Assembly 155231-001	15	Over Looper Oil Rejector	1	156476-000		
9- 1-2	Over Looper Holding Shaft	1			16	Oil Reject Supporter	1	156491-001		
9- 1-3	Screw 4.37	1	014680-422			17	Screw 3.57	3	106568-003	
9- 1-4	Over Looper Holder	1				20	Washer	1	S00356-001	
9- 1-5	Bolt 6.35 x 16	1	149170-001			21	Bolt 5.56 x 8	1	S00383-001	

K. Under looper mechanism / Unterer Greifer  
 Mécanisme du boucleur inférieur / Mecanismo del presilladora inferior

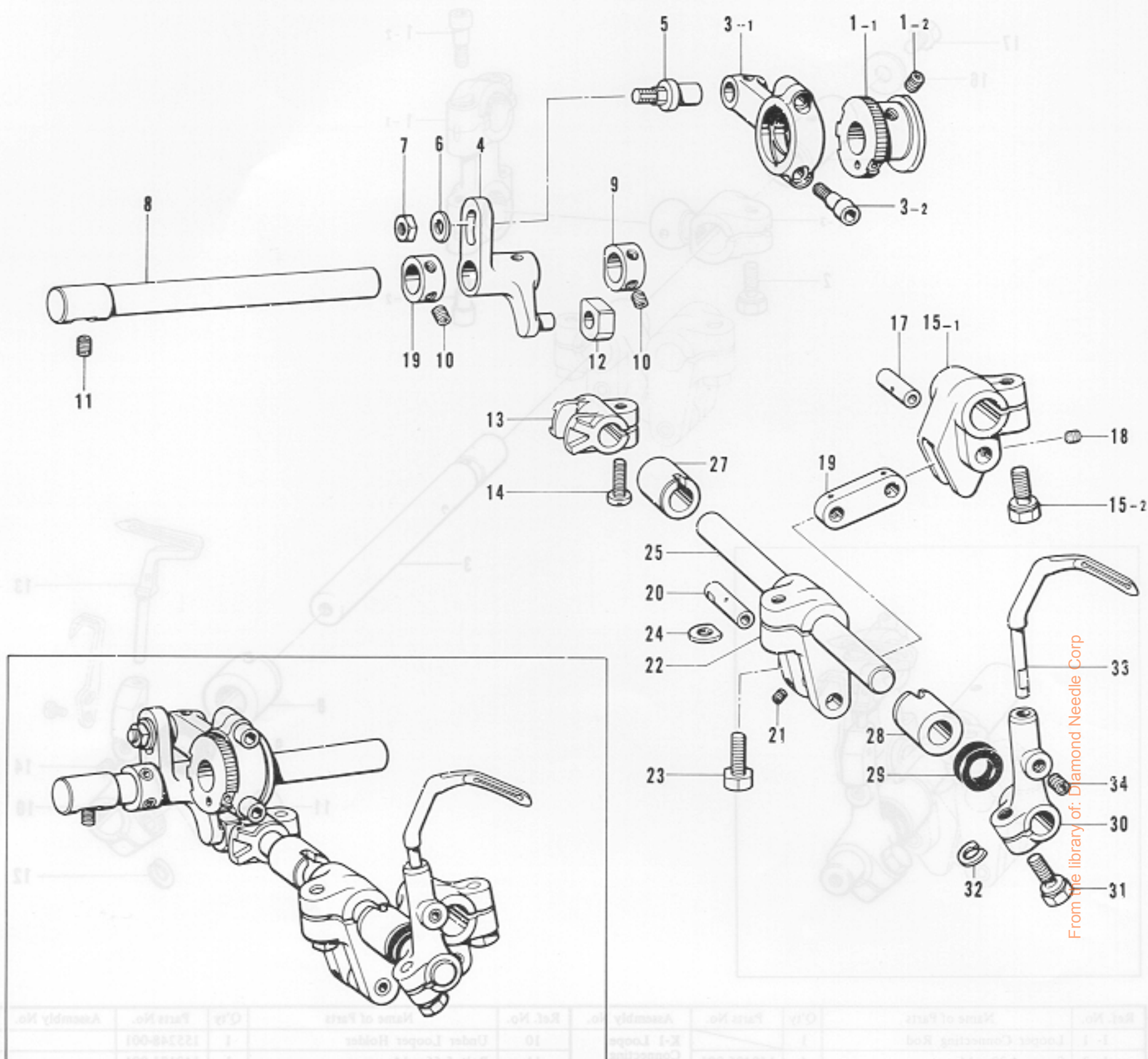


From the library of Ditzel & Meehle Corp

Ref. No.	Name of Parts	Q'ty	Parts No.	Assembly No.	Ref. No.	Name of Parts	Q'ty	Parts No.	Assembly No.
1- 1	Looper Connecting Rod	1		K-1 Looper Connecting Rod Assembly #155225-001	10	Under Looper Holder	1	155248-001	
1- 2	Screw 4.37 x 14	4	148425-001		11	Bolt 5.56 x 14	1	149171-001	
1- 3	Looper Connecting Lever	1		12	Spacer	1	148782-001		
2	Bolt 6.35 x 14	1	155516-001	13	Under Looper	1	159434-001		
3	Under Looper Shaft	1	155244-001	14	Screw 4.37	1	014680-422		
5	Under Looper Shaft Bushing (B)	1	155245-000	16	Washer	1	S00356-001		
8	Under Looper Shaft Bushing (F)	1	155246-000	17	Bolt 5.56 x 8	1	S00383-001		
9	Seal	1	155247-000						

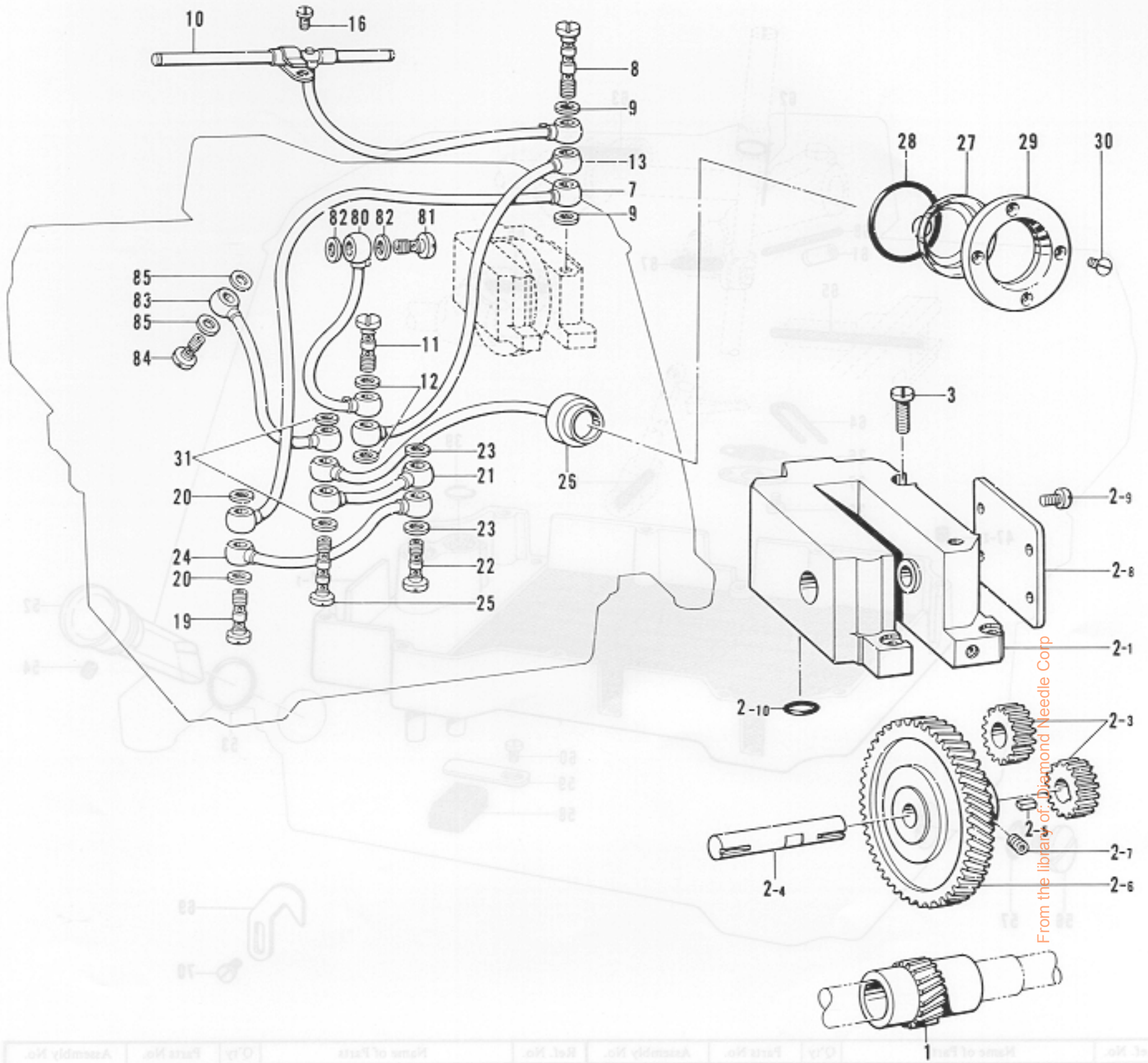


L. Double chain stitch looper mechanism / Doppelkettenstichgreifer  
 Mécanisme du boucleur pour point de chaînette double / Mecanismo del presilladora de doble cadeneta



Ref. No.	Name of Parts	Q'ty	Parts No.	Assembly No.	Ref. No.	Name of Parts	Q'ty	Parts No.	Assembly No.
1- 1	Longitudinal Eccentric Cam	1	014680-422	L-1 Longitudinal Eccentric Cam Assembly S00261-001	17	Under Looper Holder Pin	1	148232-001	
1- 2	Screw 4.37	2			18	Screw 3.57	1	148294-001	
3- 1	Longitudinal Feed	1	148425-001	L-3 Longitudinal Feed Assembly 155250-001	19	Double-Chain Stitch Link	1	155257-001	
3- 2	Screw 4.37 x 14	2			20	Chain Stitch Looper Driving Lever Pin	1	148241-001	
4	Longitudinal Feed Lever	1	155252-001		21	Screw 3.18	1	146427-001	
5	Pin	1	155253-001		22	Chain Stitch Looper Driving Lever	1	148240-001	
6	Washer	1	113431-002		23	Bolt 5.95 x 14	1	017761-412	
7	Nut 4.76	1	148838-001		24	Spacer	1	148783-001	
8	Longitudinal Feed Lever Shaft	1	155254-001		25	Longitudinal Feed Shaft	1	155258-001	
9	Set Collar	2	155533-001		27	Bushing (Rear)	1	155259-000	
10	Screw 4.37	4	014680-422		28	Bushing (Front)	1	155260-000	
11	Screw 4.37 x 6	1	014680-622		29	Shell	1	155261-000	
12	Slide Block	1	140313-001		30	Chain Stitch Looper Holder	1	155262-001	
13	Longitudinal Feed Cam	1	155255-001		31	Bolt 5.56 x 14	1	149171-001	
14	Screw 4.76 x 12	1	009711-212		32	Spacer	1	148782-001	
15- 1	Driving Arm	1	155516-001	L-15 Driving Arm Assembly 156320-001	33	Chain Stitch Looper	1	146635-001	
15- 2	Bolt 6.35 x 14	1			34	Screw 4.37	1	014680-422	

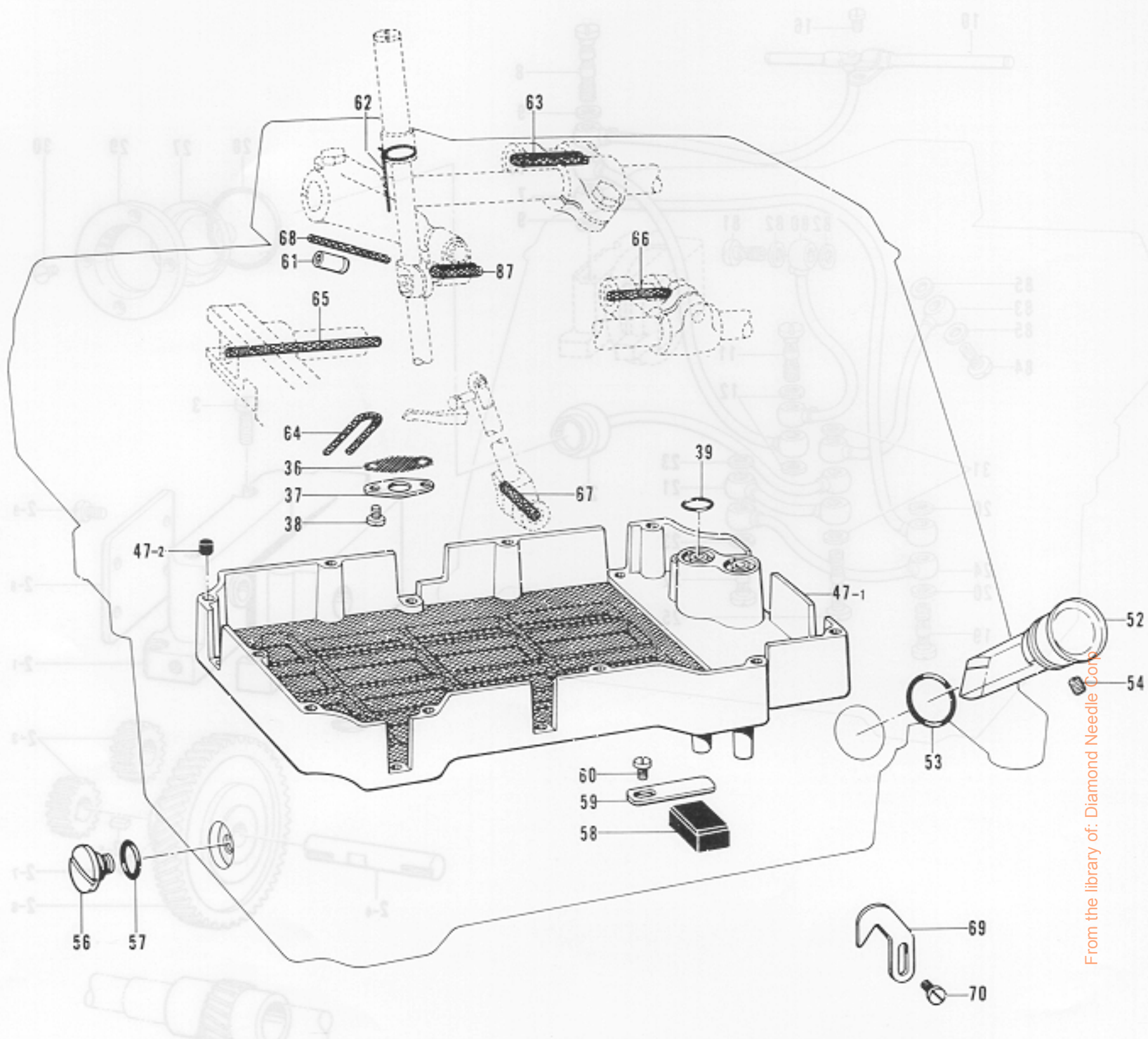
M. Lubrication (1) / Schmierung (1)  
 Lubrification (1) / Lubricación (1)



Ref. No.	Name of Parts	Q'ty	Parts No.	Assembly No.	Ref. No.	Name of Parts	Q'ty	Parts No.	Assembly No.
1	Gear (S)	1	156432-001		19	Oil Feeding Pipe (A)	1	112364-001	
2- 1	Pump Case	1			20	Packing	2	112348-001	
2- 3	Pump Gear (D)	2	156426-000		21	Vinyl Tube	1	155282-001	
2- 4	Gear (L) Shaft	1	156427-001		22	Oil Feeding Pipe (B)	1	112364-001	
2- 5	Key	1	156429-001		23	Packing	2	112348-001	
2- 6	Gear (L)	1	156428-000	M-2 Pump Assembly S00057-001	24	Vinyl Tube	1	155284-001	
2- 7	Screw 4.37 x 6	2	014680-622		25	Oil Feeding Pipe (A)	1	112351-001	
2- 8	Pump Cover	1	156430-001		26	Pilot-Light Gauge	1	155286-101	
2- 9	Screw 3.57 x 6	4	009670-612		27	Pilot-Light Lens	1	155290-000	
2-10	"O" Ring P8	1	081008-070		28	"O" Ring P22	1	081022-070	
3	Screw 4.37 x 12	4	009681-212		29	Lens Presser Plate	1	155291-001	
7	Vinyl Tube	1	156469-001		30	Screw 3.57	4	102538-002	
8	Oil Feeding Pipe (A)	1	112351-001		31	Packing	2	112348-001	
9	Packing	2	112348-001		80	Vinyl Tube	1	S00322-001	
10	Main Oil Pipe Assembly	1	S00211-001		81	Screw	1	112359-001	
11	Oil Feeding Pipe (B)	1	112364-001		82	Packing	2	112348-001	
12	Packing	2	112348-001		83	Vinyl Tube	1	156897-001	
13	Tube Assembly	1	155292-001		84	Screw	1	112359-001	
16	Screw 3.57 x 6	1	009670-612		85	Packing	2	112348-001	

M. Lubrication (2) / Schmierung (2)  
 Lubrification (2) / Lubricación (2)

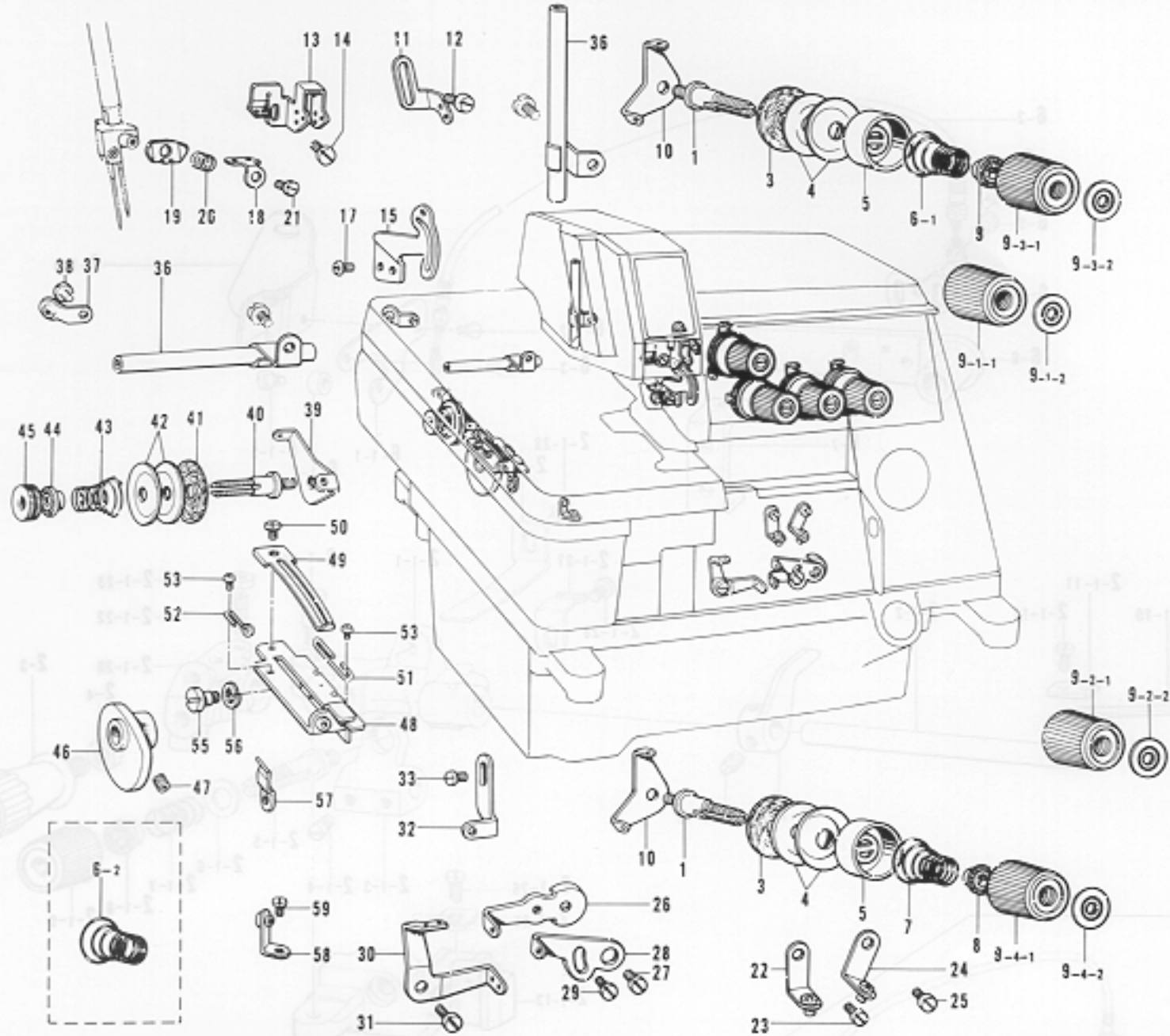
M. Lubrication (1) / Schmierung (1)  
 Lubrification (1) / Lubricación (1)



From the library of: Diamond Needle Corp

Ref. No.	Name of Parts	Q'ty	Parts No.	Assembly No.	Ref. No.	Name of Parts	Q'ty	Parts No.	Assembly No.
36	Oil Filter Guide	1	155294-000		59	Plate Spring	1	152936-001	
37	Oil Filter Flange	1	155295-001		60	Screw 3.57 x 6	1	009670-612	
38	Screw 3.57 x 5	2	009670-512		61	Oil Pipe	1	S00213-000	
39	"O" Ring	1	108549-001		62	Wick	1	S00305-000	
47- 1	Oil Filter	1		M-47 Oil Filter Assembly S00065-001	63	Wick	1	140320-000	
47- 2	Oil Cap	10	140327-001		64	Wick	1	112750-000	
52	Oil Gauge Window	1	S00067-001		65	Wick	1	147362-000	
53	"O" Ring P16	1	081016-070		66	Wick	1	140317-000	
54	Screw 3.57	1	148294-001		67	Wick	1	140417-000	
56	Screw 9.52	1	110641-002		68	Wick	1	140430-001	
57	"O" Ring	1	109203-001		69	Adjusting Plate	1	155552-001	
58	Magnet	1	112525-000		70	Screw 3.57 x 6	2	009670-612	
					87	Wick	1	S00278-000	

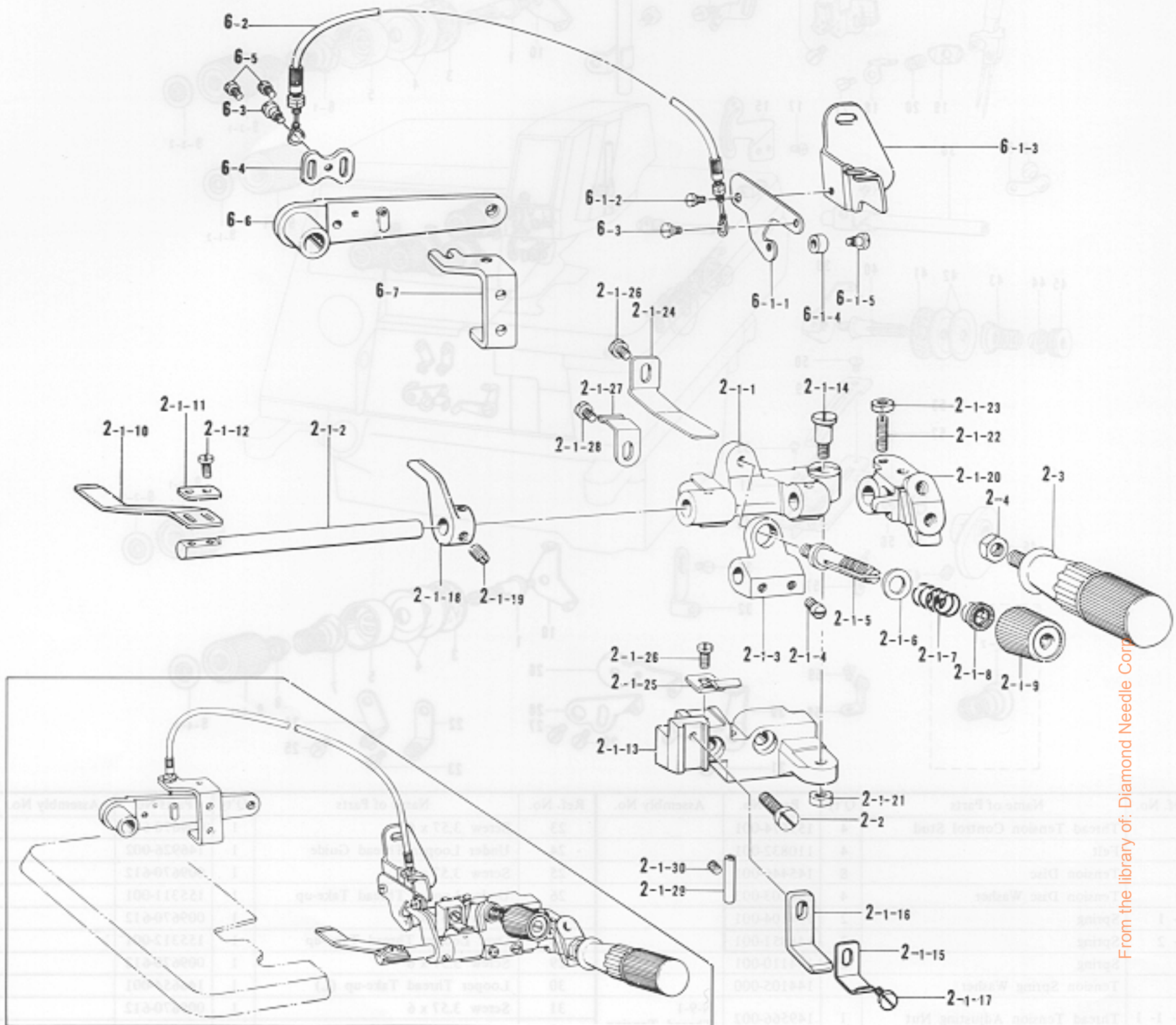
N. Thread tension / Fadenspannung  
Tension du fil / Tension del hilo



Ref. No.	Name of Parts	Q'ty	Parts No.	Assembly No.	Ref. No.	Name of Parts	Q'ty	Parts No.	Assembly No.
1	Thread Tension Control Stud	4	159574-001		23	Screw 3.57 x 6	1	009670-612	
3	Felt	4	110832-001		24	Under Looper Thread Guide	1	146926-002	
4	Tension Disc	8	145446-001		25	Screw 3.57 x 6	1	009670-612	
5	Tension Disc Washer	4	144103-003		26	Under Looper Thread Take-up	1	155311-001	
6- 1	Spring	2	144104-001		27	Screw 3.57 x 6	1	009670-612	
6- 2	Spring	2	148851-001		28	Over Looper Thread Take-up	1	155312-001	
7	Spring	2	144110-001		29	Screw 3.57 x 6	1	009670-612	
8	Tension Spring Washer	4	144105-000		30	Looper Thread Take-up (L)	1	146654-001	
9- 1- 1	Thread Tension Adjusting Nut	1	149566-002	N-9-1 Thread Tension Adjusting Nut Assembly 155696-001	31	Screw 3.57 x 6	1	009670-612	
9- 1- 2	Tension Indicating Plate	1	155697-001		32	Over Looper Thread Guide	1	155313-001	
9- 2- 1	Thread Tension Adjusting Nut	1	149566-002	N-9-2 Thread Tension Adjusting Nut Assembly 155696-002	33	Screw 3.57 x 6	1	009670-612	
9- 2- 2	Tension Indicating Plate	1	155697-002		36	Thread Guide Pipe	2	S00263-001	
9- 3- 1	Thread Tension Adjusting Nut	1	149566-002	N-9-3 Thread Tension Adjusting Nut Assembly 155696-003	37	Chain Stitch Looper Thread Guide	1	151617-001	
9- 3- 2	Tension Indicating Plate	1	155697-003		38	Screw 3.57 x 6	1	009670-612	
9- 4- 1	Thread Tension Adjusting Nut	1	149566-002	N-9-4 Thread Tension Adjusting Nut Assembly 155696-004	39	Needle Thread Guide Plate	1	110813-001	
9- 4- 2	Tension Indicating Plate	1	155697-004		40	Thread Tension Control Stud	1	147148-001	
10	Needle Thread Guide Plate	4	110813-001		41	Felt	1	110832-001	
11	Needle Thread Guide (B)	1	S00215-001		42	Tension Disc	2	145446-001	
12	Screw 3.57 x 6	2	009670-612		43	Thread Tension Adjusting Spring	1	147149-001	
13	Needle Thread Guide (A)	1	155305-101		44	Tension Spring Washer	1	144105-000	
14	Screw 3.57 x 6	1	001670-612		45	Upper Thread Tension Adjusting Screw	1	151012-001	
15	Needle Thread Take-up	1	155306-001		46	Chain Stitch Looper Take-up	1	150807-101	
17	Screw 3.57 x 6	2	001670-612		47	Screw 4.37	2	014680-422	
18	Needle Thread Guide (C)	1	155307-101		48	Chain Stitch Base Plate Assembly	1	150808-001	
19	Needle Thread Guard	1	155309-101		49	Thread Handler	1	150810-001	
20	Needle Thread Guard Spring	1	155310-001		50	Screw 3.57 x 4	1	009670-412	
21	Screw 2.38	1	105288-001		51	Thread Guide (R)	1	146662-001	
22	Thread Guide	1	146926-003		52	Thread Guide (L)	1	150811-001	
					53	Screw 2.38 x 4	2	001630-462	
					55	Screw 4.37	1	150812-001	
					56	Spring Washer	1	028050-242	
					57	Spring	1	155318-001	
					58	Thread Guide	1	146930-001	
					59	Screw 3.57 x 6	1	009670-612	

From the library of: Diamond Needle Corp

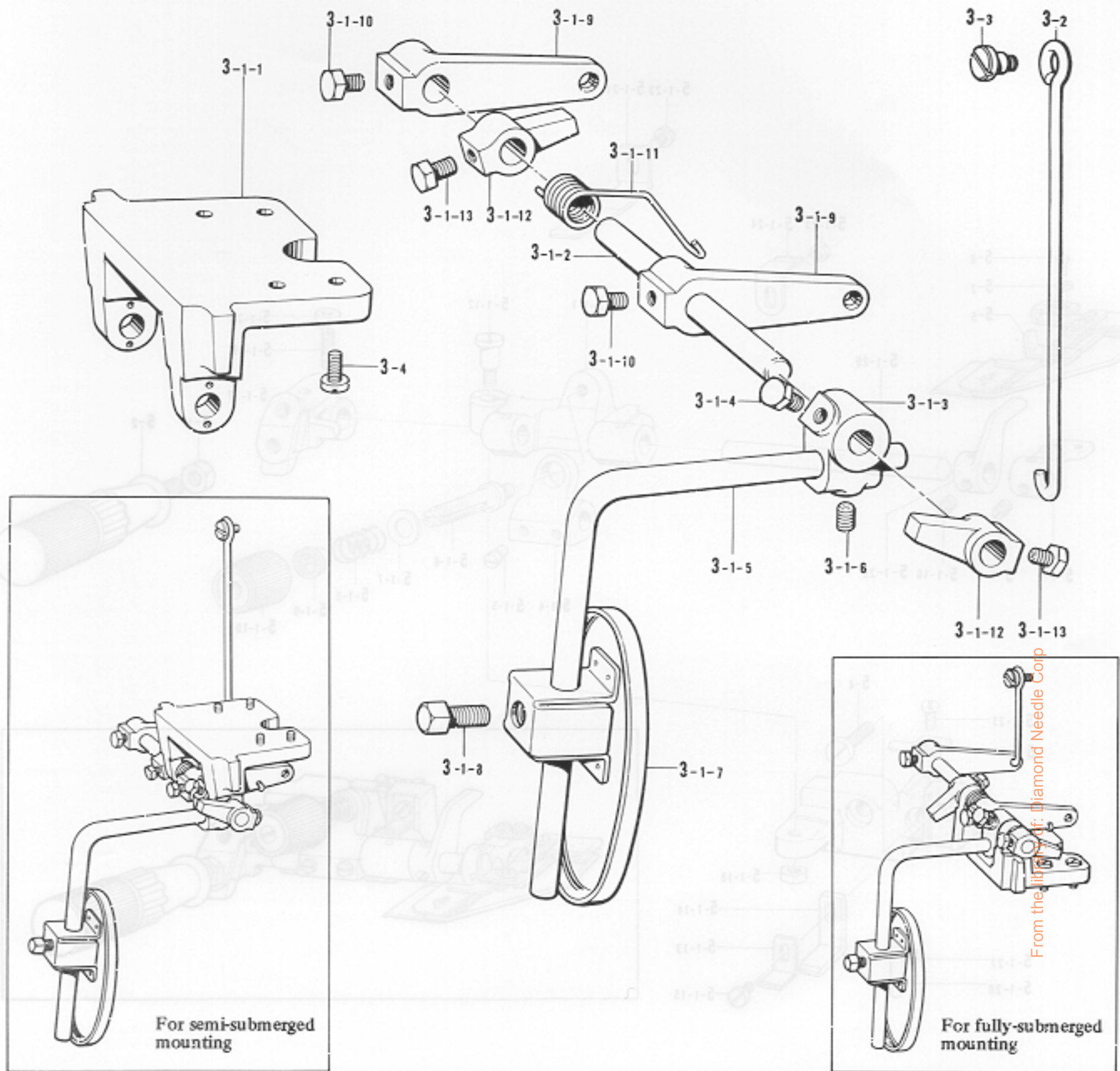
P. Shirring Attachment (1) / Kräuselvorrichtung (1)  
 Accessoire pour fronces (1) / Accesorio de tundido (1)



From the library of: Diamond Needle Corp.

Ref. No.	Name of Parts	Q'ty	Parts No.	Assembly No.	Ref. No.	Name of Parts	Q'ty	Parts No.	Assembly No.	
2-1- 1	Bracket for Ruffling Blade	1	146588-001	P-2-1 Shirring Attachment Assembly S01069-001	2-1-23	Nut 4.37	1	105234-003	P-6-1 Shirring Plate Lifter Lever Assembly S00682-001	
2-1- 2	Ruffling Blade Base Shaft	1	145803-001		2-1-24	Spring Plate	1	145811-001		
2-1- 3	Spring Base	1	146590-001		2-1-25	Spring Plate	1	145808-001		
2-1- 4	Screw 5.95	2	105163-001		2-1-26	Screw 4.37 x 6	2	009680-612		
2-1- 5	Looper Thread Tension Control Stud	1	110820-001		2-1-27	Spring	1	144764-001		
2-1- 6	Washer 6.35	1	025770-232		2-1-28	Screw 3.57 x 5	1	001670-512		
2-1- 7	Spring	1	144788-001		2-1-29	Thread Guide Pipe	2	146592-001		
2-1- 8	Tension Spring Washer	1	144105-000		2-1-30	Screw 3.57	2	013679-412		
2-1- 9	Thread Tension Adjusting Nut	1	149566-002		2-2	Screw 6.35 x 18	2	009781-812		P-2 Shirring Assembly S01068-002
2-1-10	Separator	1	S01057-001		2-3	Handle	1	145809-001		
2-1-11	Washer	1	144784-001		2-4	Nut 6.35	1	150556-002		
2-1-12	Screw 3.18 x 7	2	009660-712		6-1- 1	Ruffling Plate Lifter Lever	1	148388-001	P-6-1 Shirring Plate Lifter Lever Assembly S00682-001	
2-1-13	Ruffling Base	1			6-1- 2	Screw	1	141514-001		
2-1-14	Stud Screw 5.95	1	147933-001		6-1- 3	Presser Foot Lifter Lever Support	1	S00083-001		
2-1-15	Ruffling Blade Guide	1	145807-001		6-1- 4	Roller	1	148390-001		
2-1-16	Ruffling Blade Guide Plate (D)	1	154795-001		6-1- 5	Stud Screw 3.18	1	112301-001		
2-1-17	Screw 4.37 x 8	1	009680-812		6-2	Flexible Wire Assembly	1	148391-001		
2-1-18	Ruffling Plate Lifter	1	148387-001		6-3	Screw	2	141514-001		P-6 Shirring Interlocking Assembly S01073-002
2-1-19	Screw 6.35	2	101706-001		6-4	Wire Plate	1	147672-001		
2-1-20	Handle Fixing Plate	1	145810-001		6-5	Screw 3.57 x 6	2	009670-612		
2-1-21	Nut 5.95	1	150553-002		6-6	Presser Foot Lifter Lever	1	S01074-001		
2-1-22	Screw 4.37	1	110230-001		6-7	Lever Adjuster Plate	1	S01075-001		

P. Shirring Attachment (2) / Kräuselvorrichtung (2)  
 Accessoire pour fronces (2) / Accesorio de tundido (2)



Ref. No.	Name of Parts	Q'ty	Parts No.	Assembly No.	Ref. No.	Name of Parts	Q'ty	Parts No.	Assembly No.
3-1- 1	Knee Lifter Shaft Bracket	1	155197-001	P-3-1 Differential Feed Adjustment Assembly S01071-001	3-1- 9	Knee Lifter Lever	1	155201-001	P-3-1 Differential Feed Adjustment Assembly S01071-001
3-1- 2	Knee Lifter Shaft	1	S01072-001		3-1-10	Bolt 6.35 x 10	2	017781-012	
3-1- 3	Knee Lifter Bracket	1	155199-001		3-1-11	Spring	1	155202-001	
3-1- 4	Bolt 6.35 x 10	1	017781-012		3-1-12	Collar	2	155203-101	
3-1- 5	Knee Lifter Bar (S)	1	148797-001		3-1-13	Bolt 6.35 x 10	2	017781-012	P-3 Knee Lifter Shaft Assembly S01168-001
3-1- 6	Screw 6.35	1	014780-622		3-2	Connecting Bar	1	155205-001	
3-1- 7	Knee Lifter Plate (L)	1	148798-001		3-3	Stud Screw 4.76	1	146594-001	
3-1- 8	Bolt 7.94	1	100463-001		3-4	Screw 4.37 x 10	4	009681-012	

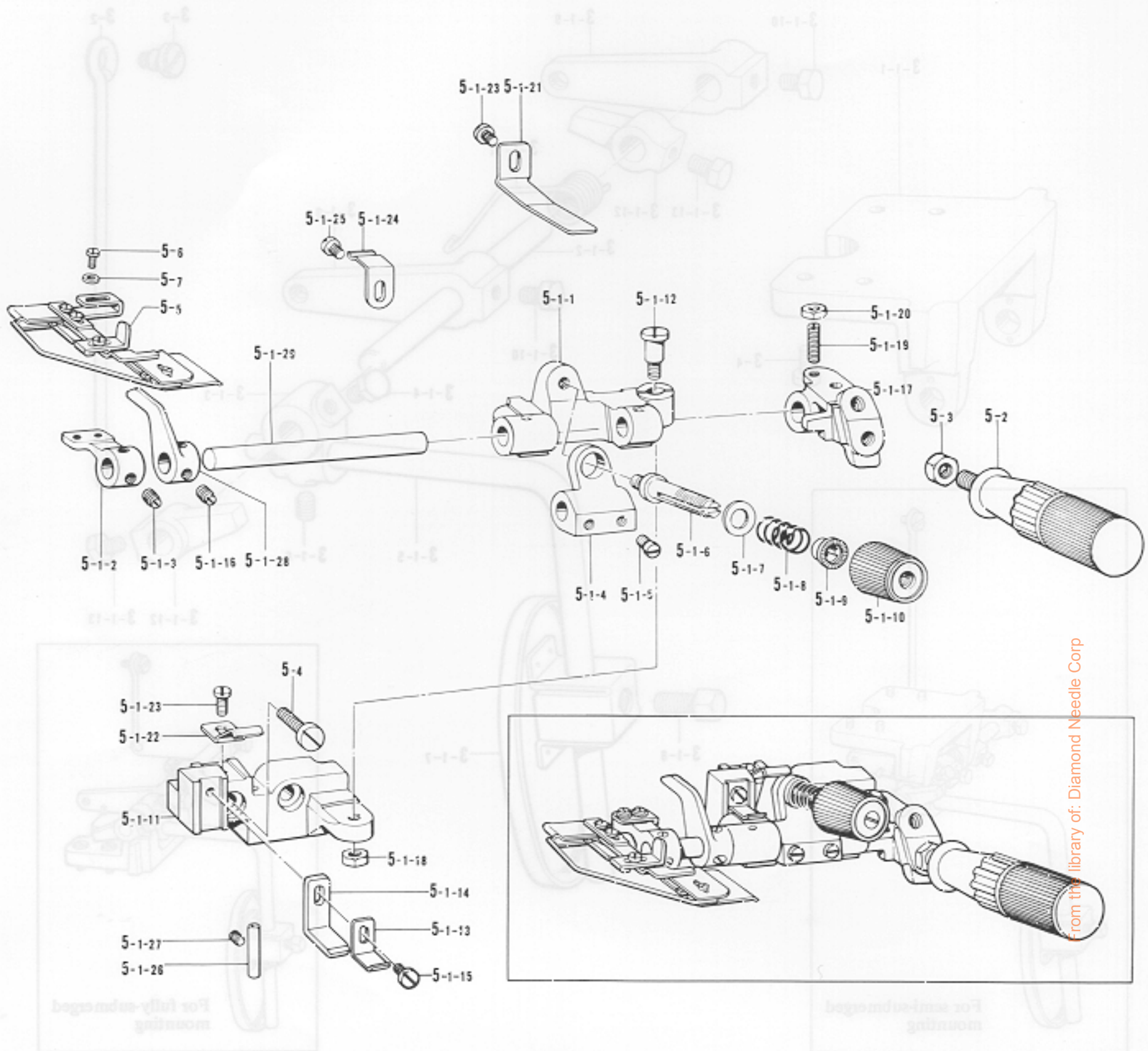
- \* Differential feed adjustment assembly
- \* For semi-submerged mounting S01071-001
- \* For fully-submerged mounting S01153-001

- \* Differentialtransporteinstellung kompl.
- \* Für Montage am halbversenkten Maschinenoberteil S01071-001
- \* Für Montage am ganzversenkten Maschinenoberteil S01153-001

- \* Ensemble de réglage de l'entraînement différentiel
- \* Pour un montage semi-plongé S01071-001
- \* Pour un montage entièrement plongé S01153-001

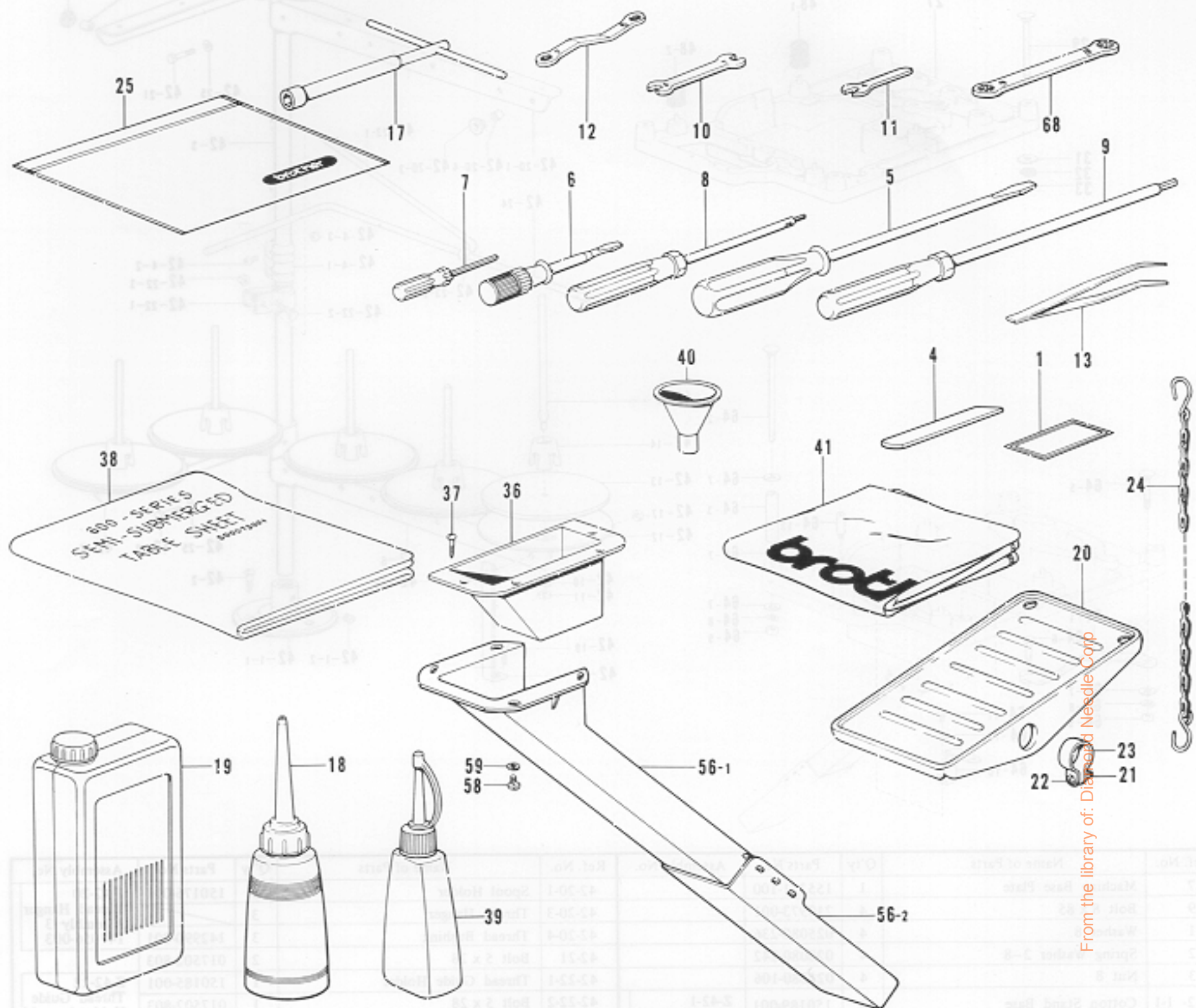
- \* Conjunto de ajuste de transporte diferencial
- \* Para montaje semi-sumergido S01071-001
- \* Para montaje completamente sumergido S01153-001

P. Shirring Attachment (3) / Kräuselvorrichtung (3)  
 Accessoire pour fronces (3) / Accesorio de tundido (3)



Ref. No.	Name of Parts	Q'ty	Parts No.	Assembly No.	Ref. No.	Name of Parts	Q'ty	Parts No.	Assembly No.
5-1-1	Bracket for Ruffling Blade	1	146588-001	P-5-1 Piping Wrapper Base Assembly 149202-202	5-1-19	Screw 4.37	1	110230-001	P-5 Piping Parts Assembly S01170-001
5-1-2	Wrapper Base	1	146589-001		5-1-20	Nut 4.37	1	105234-003	
5-1-3	Screw 6.35	2	101706-001		5-1-21	Spring Plate	1	145811-001	
5-1-4	Spring Base	1	146590-001		5-1-22	Spring Plate	1	145808-001	
5-1-5	Screw 5.95	2	105163-001		5-1-23	Screw 4.37 x 6	2	009680-612	
5-1-6	Looper Thread Tension Control Stud	1	110820-001		5-1-24	Spring	1	144764-001	
5-1-7	Washer 6.35	1	025770-232		5-1-25	Screw 3.57 x 5	1	001670-512	
5-1-8	Spring	1	144788-001		5-1-26	Thread Guide Pipe	2	146592-001	
5-1-9	Tension Spring Washer	1	144105-000		5-1-27	Screw 3.57	2	013679-412	
5-1-10	Tension Nut	1	149566-002		5-1-28	Ruffling Plate Lifter	1	148387-001	
5-1-11	Ruffler Base	1			5-1-29	Ruffling Blade Base Shaft	1	149203-001	
5-1-12	Stud Screw 5.95	1	147933-001		5-2	Handle	1	145809-001	
5-1-13	Ruffling Blade Guide	1	145807-001		5-3	Nut 6.35	1	150556-002	
5-1-14	Ruffling Blade Guide (D)	1	154795-001		5-4	Screw 6.35 x 18	2	009781-812	
5-1-15	Screw 4.37 x 8	2	009680-812		5-5	Wrapper Assembly	1	S01171-001	
5-1-16	Screw 6.35	2	101706-001		5-6	Screw 4.37 x 6	2	009680-612	
5-1-17	Handle Fixing Plate	1	145810-001		5-7	Washer	2	110735-002	
5-1-18	Nut 5.95	1	150553-002						

Z. Accessories (1) / Zubehör (1)  
Accessoires (1) / Accesorios (1)



Ref. No.	Name of Parts	Q'ty	Parts No.	Assembly No.	Ref. No.	Name of Parts	Q'ty	Parts No.	Assembly No.
1	Needle DX x 27	8	151474-		22	Screw 4 x 14	2	001401-406	
4	Lower Knife	1	155193-001		23	Pedal Stopper	2	116016-001	
5	Screw Driver 5.5 x 190	1	101572-101		24	Chain Assembly	1	142262-001	
6	Screw Driver 3.4 x 70	1	118837-001		25	Vinyl Bag	1	122991-001	
7	Screw Driver 1.6	1	144124-001		36	Duster Drop	1	148430-001	
8	Driver Wrench 2	1	146700-001		37	Screw 3.1 x 13	4	031311-302	
9	Screw Driver 3	1	149173-001		38	Table Sheet	1	S00673-001	
10	Spanner 6 x 7	1	107779-001		39	Silicone Oil	1	156334-001	
11	Spanner 4	1	155320-001		40	Funnel	1	140759-000	
12	Wrench 8 x 9	1	105343-001		41	Head Cover	1	144225-002	
13	Tweezers	1	117466-000		56- 1	Duster Shoot L	1	148431-101	Z-56 Duster Shoot Assembly 183161-101
17	Wrench	1	140342-001		56- 2	Duster Shoot S	1	148432-001	
18	Oiler	1	114483-002		58	Screw 4.37 x 10	4	009681-012	
19	Oil Tank	1	145277-104		59	Washer	4	025680-232	
20	Treadle Pedal	1	147893-002		68	Wrench 8 x 9	1	S00217-001	
21	Nut 4	2	021400-106						

\*The details of included accessories are subject to change.

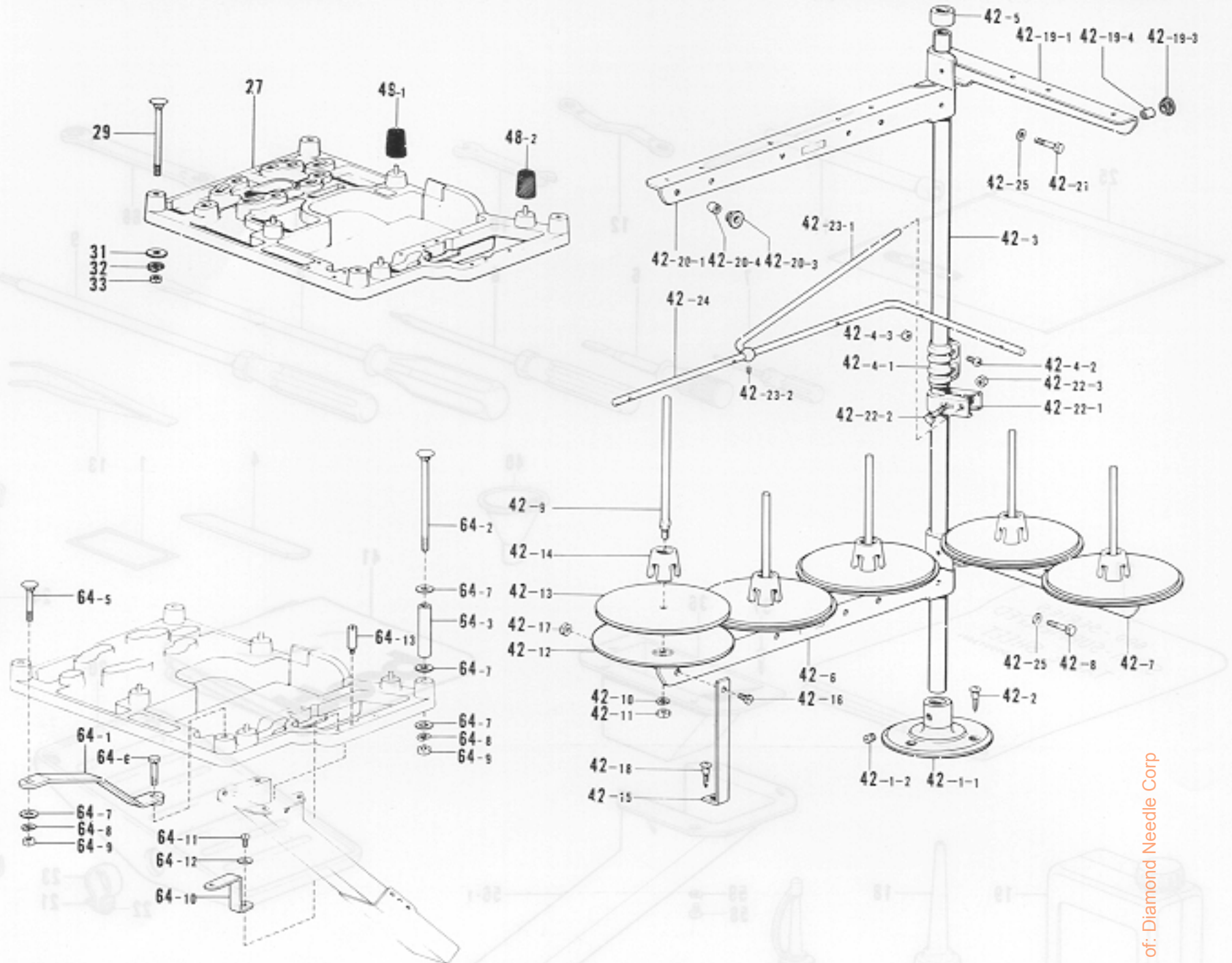
\* Les détails des accessoires inclus sont sujets à des changements.

\* Änderungen in der Aufstellung der mitgelieferten Zubehöre sind vorbehalten.

\* Los detalles de los accesorios incluidos pueden variar.



Z. Accessories (2) / Zubehör (2)  
 Accessoires (2) / Accesorios (2)








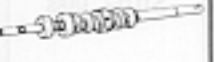

Copyright of: Diamond Needle Corp

Ref. No.	Name of Parts	Q'ty	Parts No.	Assembly No.	Ref. No.	Name of Parts	Q'ty	Parts No.	Assembly No.
27	Machine Base Plate	1	155321-100		42-20-1	Spool Holder	1	150176-001	Z-42-20
29	Bolt 8 x 85	4	210973-001		42-20-3	Thread Hanger	3		Thread Hanger
31	Washer 8	4	025080-236		42-20-4	Thread Bushing	3	142990-001	Assembly 3
32	Spring Washer 2-8	4	028080-242		42-21	Boit 5 x 28	2	017502-803	147055-003
33	Nut 8	4	021080-106		42-22-1	Thread Guide Holder	1	150185-001	Z-42-22
42- 1-1	Cotton Stand Base	1	150189-001	Z-42-1	42-22-2	Bolt 5 x 28	1	017502-803	Thread Guide
42- 1-2	Screw 6 x 7	2	150181-101	Cotton Stand	42-22-3	Nut 5	1	021500-103	Holder Assembly
42- 2	Screw 4.5 x 22	3	031452-203	150139-001	42-23-1	Thread Guide Stopper Bar	1	142996-001	Z-42-23
42- 3	Pipe	2	150172-001		42-23-2	Screw 4.76	1	013719-412	Thread Guide
42- 4-1	Joint	1	150173-001	Z-42-4	42-24	Thread Guide 5	1	142999-001	Stopper Bar
42- 4-2	Screw 5 x 14	2	150202-001	Joint for	42-25	Washer	4	025050-233	
42- 4-3	Nut 5	2	021500-103	Cotton Stand	48- 1	Cushion	1	147919-001	
42- 5	Cap	1		150106-001	48- 2	Cushion	3	147919-002	
42- 6	Spool Holder 2	1	150178-001		64- 1	Head Plate Supporter	1	153319-001	
42- 7	Spool Holder	1	150176-001		64- 2	Bolt	3	153318-001	
42- 8	Bolt 5 x 28	2	017502-803		64- 3	Coller	3	153317-001	
42- 9	Spool Shaft (B)	5	150179-001		64- 5	Bolt 8 x 55	1	211964-001	
42-10	Spring Washer 2-5	5	028050-243		64- 6	Bolt M8 x 55	1	017085-502	
42-11	Nut 5	5	021500-103	Z-42	64- 7	Washer 8	16	025080-236	Z-64
42-12	Spool Stand Base	5	150180-000	Cotton Stand	64- 8	Spring Washer 2-8	5	028080-242	Full-Submerged
42-13	Spool Mat	5	150182-000	Assembly 5THF	64- 9	Nut	5	021080-106	Set
42-14	Spool Cushion	5	126863-000	150162-003	64-10	Duster Shoot Supporter	1	155325-001	155324-001
42-15	Spool Holder Supporter (A)	1	150188-001		64-11	Screw 4.37 x 10	1	009681-012	(Option Parts)
42-16	Screw 5 x 10	1	007501-003		64-12	Washer 4.37	1	025680-232	
42-17	Nut 5	1	021500-103		64-13	Stud	3	155326-001	
42-18	Screw 4.5 x 22	1	031452-203						
42-19-1	Spool Holder 2	1	150178-001	Z-42-19					
42-19-3	Thread Hanger	2		Thread Hanger					
42-19-4	Thread Bushing	2	142990-001	Assembly 3					






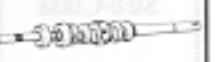




\* The details of included accessories are subject to change.  
 \* Änderungen in der Aufstellung der mitgelieferten Zubehöre sind vorbehalten.









\* Les détails des accessoires inclus sont sujets à des changements.  
 \* Los detalles de los accesorios incluídos pueden variar.







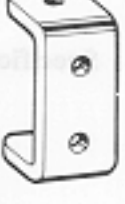

DIFFERENT PARTS LIST / ZUBEHÖRLISTE  
 LISTE DES PIÈCES ACCESSOIRES / LISTA DE PIEZAS ACCESORIAS

Ref. No.		A-19	A-32	A-70	A-75	A-105	B-1
Sub-Class	Specifications	Stitch Length Control plate 	Screw 4.37 x 7 	Upper Feed Cover 	Oil Cap 	Label 	Crank Shaft 
B691 -63-5	Thin	S00095-001		S00105-101	143196-001	146976-009	S00033-001 (S00072-001 Assembly No.)
-65-5	Thin (medium)					146976-013	
-92-6	Heavy					146976-090	

From the library of: Diamond Needle Corp


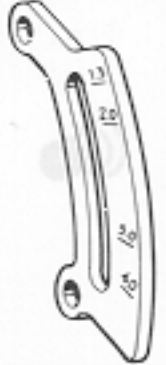
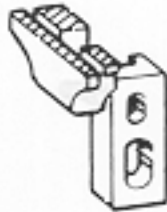





Ref. No.		A-19	A-32	A-70	A-75	A-105	B-1
Sub-Class	Specifications	Stitch Length Control Plate 	Screw 4.37 x 7 	Upper Feed Cover 	Oil Cap 	Label 	Crank Shaft 
B692 -63-5	Thin	S00095-001		S00105-101	143196-001	146976-009	S00033-001 (S00072-001 Assembly No.)
-65-5	Thin (medium)					146976-013	
-69-5	Shirring					146976-021	
-75-5	Piping	S01090-001				146976-027	S00032-001 (S00071-001 Assembly No.)
-92-5	Heavy	S00095-001	009680-712	S00105-001	143196-001	146976-090	

Ref. No.	C-32	C-33	C-50	C-51	C-55	E-13	E-16	E-50
Sub-Class	Needle Clamp Assembly 	Needle DC x 27 	Needle Guide 	Screw 2.38 	Needle Plate 	Presser Foot Lifter Lever 	Lever Adjust Plate 	Presser Foot Assembly 
B691 -63-5	154916-001	151474-014			S00246-001			S00248-001
-65-5	154918-001	151474-016			S00247-001	S00125-001	S00126-001	S00252-001
-92-6		151474-018	159757-001	100105-005	S00299-001			








Ref. No.	C-32	C-33	C-50	C-51	C-55	E-13	E-16	E-42
Sub-Class	Needle Clamp Assembly 	Needle DC x 27 	Needle Guide 	Screw 2.38 	Needle Plate 	Presser Foot Lifter Lever 	Lever Adjust Plate 	Spring 
B692 -63-5	154916-001	151474-014			146503-001			
-65-5	154918-001	151474-016			146504-001	S00125-001	S00126-001	
-69-5	154916-001	151474-014			S01054-001	P-6-6 S01074-001	P-6-7 S01075-001	
-75-5								
-92-6	154918-001	151474-018	159757-001	100105-005	159770-001	S00125-001	S00126-001	S00342-001









From the library of Diamond Needle Corp

Ref. No.	F-55	F-77	F-78	F-79	G-27	G-101	H-9	H-10
Sub-Class	Differential Stitch Control Plate 	Main Feed Dog 	Differential Feed Dog 	Chain Feed Dog 	Upper Feed Regulator Plate 	Upper Feed Dog 	Upper Knife Holder 	Screw 4.37 
B691 -63-5		S00256-001	146572-001	S00258-001		S00209-001		
-65-5	S00148-001	S00257-001	146573-001	S00147-001	S00168-001	S00260-001	155188-001	107407-003
-92-6		S00300-001	146574-001			S00301-001		



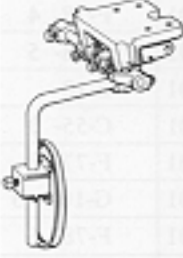





Ref. No.	E-50	F-55	F-77	F-78	F-79	G-27	G-101	H-9
Sub-Class	Presser Foot Assembly 	Differential Stitch Control Plate 	Main Feed Dog 	Differential Feed Dog 	Chain Feed Dog 	Upper Feed Regulator Plate 	Upper Feed Dog 	Upper Knife Holder 
B692 -63-5	S00265-001		146567-001	S00295-001			S00270-001	
-65-5	S00267-001	S00148-001	146568-001	S00296-001		S00239-001	S00271-001	155188-001
-69-5	S01048-001			S01056-001	146577-001		S01053-001	
-75-5	S01138-001	155174-001	S01055-001	S01183-001		S01094-001	S01139-001	
-92-6	S00338-001	S00148-001	146569-001	S00302-001		S00239-001	S00303-001	155190-001








From the Library of Diamond Needle Corp

Ref. No.	H-11	H-12	H-13	H-14	N-6	Z-1	F-22	Ref. No.
	Upper Knife Presser 	Upper Knife Presser Plate 	Upper Knife Regulator Plate 	Bolt 3.57 	Spring 	Needle DC x 27 	Differential Stitch Control Plate 	
B691						151474-014		
-63-5					144104-001			
-65-5			144074-001	144075-001		151474-016		
-92-6					148851-001	151474-018		

Ref. No.	H-10	H-11	H-12	H-13	H-14	N-6	P-2-1	P-2-2
	Screw 4.37 	Upper Knife Presser 	Upper Knife Presser Plate 	Upper Knife Regulator Plate 	Bolt 3.57 	Spring 	Shirring Attachment Assembly 	Screw 6.35 x 18 
B692								
-63-5								
-65-5								
	107407-003			144074-001	144075-001	144104-001		
-69-5								
-75-5							501069-001	009781-812
-92-6	102424-003	148343-001	148344-001	148815-001	009671-014	148851-001		

From the library of Diamond Needle Corp

Ref. No.	P-2-3	P-2-4	P-3-1	P-3-2	P-3-3	P-3-4	P-5-1	P-5-2
Sub-Class	Handle 	Nut 6.35 	Differential Feed Adjustment Assembly 	Connecting Bar 	Stud Screw 4.76 	Screw 4.37 x 10 	Piping Wrapper Base Assembly 	Handle 
B692								
-63-5								
-65-5								
-69-5								
-75-5	145809-001	150556-002	S01071-001	155205-001	146594-001	009681-012	149202-202	145809-001
-92-6								

Ref. No.	P-5-3	P-5-4	P-5-5	P-5-6	P-5-7	P-6	Z-1
Sub-Class	Nut 6.35 	Screw 6.35 x 18 	Wrapper Assembly 	Screw 4.37 x 6 	Washer 	Shirring Interlocking Assembly 	Needle DC x 27 
B692							
-63-5							151474-014
-65-5							151474-016
-69-5							
-75-5	150556-002	009781-812	S01171-001	009680-612	110735-002	S01073-002	151474-014
-92-6							151474-018

From the library of: Diamond Needle Corp